

ภาคผนวก ต

เอกสารสอบเทียบ/ทวนสอบเครื่องมือ



**ภาคผนวก ต-1**  
**เอกสารสอบเทียบ/ทวนสอบ**  
**เครื่องมือเก็บตัวอย่างและวิเคราะห์**  
**คุณภาพอากาศ ระดับเสียง และความสั่นสะเทือน**



## List of Instruments Certification for Air & Noise Quality Analysis

No.	Instrument/Equipment	Parameter	Manufacturer	Model/Serial No.	Calibrator	Certification No.	Date of Calibration	Due date of Calibration	Remark
<b>Ambient</b>									
1	Orifice Transfer Standard Calibrator	Total Suspended Particulate (TSP) Particulate Matter < 10 µm (PM <sub>10</sub> )	Tisch Environmental,Inc.	TE-5025A 3393	Jiranatee Associates Co., Ltd.	CL-004-65	26 Jul 22	25 Jul 24	-
2	Orifice Transfer Standard Calibrator	Total Suspended Particulate (TSP) Particulate Matter < 10 µm (PM <sub>10</sub> )	Tisch Environmental,Inc.	TE-5025A 3540	Jiranatee Associates Co., Ltd.	CL-011-65	31 Oct 22	30 Oct 24	-
3	U-Tube Manometer	Total Suspended Particulate (TSP) Particulate Matter < 10 µm (PM <sub>10</sub> )	Dwyer	1221-36-W/M -	Technology Promotion Association (Thailand-Japan)	23P1402	9 May 23	8 May 24	-
4	U-Tube Manometer	Total Suspended Particulate (TSP) Particulate Matter < 10 µm (PM <sub>10</sub> )	Dwyer	1221-36-W/M -	Technology Promotion Association (Thailand-Japan)	23P1401	9 May 23	8 May 24	-
5	Aneroid Barometer	Total Suspended Particulate (TSP) Particulate Matter < 10 µm (PM <sub>10</sub> )	Barigo, Germany	-	Technology Promotion Association (Thailand-Japan)	23P1856	2 Jun 23	1 Jun 24	-
6	Aneroid Barometer	Total Suspended Particulate (TSP) Particulate Matter < 10 µm (PM <sub>10</sub> )	Barigo, Germany	-	Technology Promotion Association (Thailand-Japan)	23P1855	2 Jun 23	1 Jun 24	-
7	Dial Thermo-Hygrometer	Total Suspended Particulate (TSP) Particulate Matter < 10 µm (PM <sub>10</sub> )	Barigo, Germany	-		23H1201	5 Jun 23	5 Jun 24	-
8	Dial Thermo-Hygrometer	Total Suspended Particulate (TSP) Particulate Matter < 10 µm (PM <sub>10</sub> )	Barigo, Germany	-	Technology Promotion Association (Thailand-Japan)	23H1201	5 Jun 23	5 Jun 24	-
9	Nitrogen Dioxide Analyzer	Nitrogen Dioxide	Thermo Scientific	42i 1200636463	UAE Consultant Co.,Ltd.	24012023	24 Jan 23	23 Jan 24	-
10	Nitrogen Dioxide Analyzer	Nitrogen Dioxide	Thermo Scientific	42i 1200636462	UAE Consultant Co.,Ltd.	28032023	28 Mar 23	27 Mar 24	-
11	Standard Gases (Mixture)	Nitrogen Dioxide	Airgas	EB0143262 2015PSIG	Airgas an Air Liquide company	E04NI99E15A01D3	21 Jun 21	21 Jun 24	-
12	Standard Gases (Mixture)	Nitrogen Dioxide	Airgas	EB0143262 2015PSIG	Airgas an Air Liquide company	E04NI99E15A01D3	21 Jun 21	21 Jun 24	-

## List of Instruments Certification for Air & Noise Quality Analysis

No.	Instrument/Equipment	Parameter	Manufacturer	Model/Serial No.	Calibrator	Certification No.	Date of Calibration	Due date of Calibration	Remark
<b>Ambient</b>									
13	Carbon Monoxide Analyzer	Carbon Monoxide	Thermo	48i 1201778118	UAE Consultant Co.,Ltd.	20032023	20 Mar 23	19 Mar 24	-
14	Carbon Monoxide Analyzer	Carbon Monoxide	Thermo	48C 48C-73881-375	UAE Consultant Co.,Ltd.	18012023	18 Jan 23	17 Jan 24	-
15	Standard Gases (Mixture)	Carbon Monoxide	Airgas	EB0143262 2015PSIG	Airgas an Air Liquide company	E04NI99E15A01D3	21 Jun 21	21 Jun 24	-
16	Standard Gases (Mixture)	Carbon Monoxide	Airgas	EB0143262 2015PSIG	Airgas an Air Liquide company	E04NI99E15A01D3	21 Jun 21	21 Jun 24	-
17	Wind Speed/Wind Direction	WS/WD	Scarlet Tech Ltd.	WL-21 2205DT0116	Thai Meteorological Department	164/23	17 Apr 23	16 Apr 24	-
18	Wind Speed/Wind Direction	WS/WD	Scarlet Tech Ltd.	WL-21 2205DT0116	Thai Meteorological Department	164/23	17 Apr 23	16 Apr 24	-
19	Vibration Meter	Vibration Level Acceleration Level	Instantel Inc.	Micromate UM14468	Calibration Laboratory Co.Ltd	Q23015869	13 Feb 23	12 Feb 24	-
20	Vibration Meter	Vibration Level Acceleration Level	Instantel Inc.	Micromate UM14466	Calibration Laboratory Co.Ltd	Q23019600	22 Feb 23	21 Feb 24	-
21	Sound Level Calibrator (Acoustic Calibrator)	Calibrate Sound Level Meter	Larson Davis	CAL150 6458	Innovative Instrument Co.,Ltd.	23-ACT-065	12 May 23	11 May 24	-
22	Sound Level Calibrator (Acoustic Calibrator)	Calibrate Sound Level Meter	Larson Davis	CAL150 6855	Innovative Instrument Co.,Ltd.	23-ACT-068	12 May 23	11 May 24	-
23	Sound Level Meter	$L_{Aeq}$ 24 hours, $L_{Amax}$ , $L_{A90}$ , $L_{Adn}$	Larson Davis	LxT2 0005402	Innovative Instrument Co.,Ltd.	22-ACT-103	11 Feb 22	10 Feb 24	-
24	Sound Level Meter	$L_{Aeq}$ 24 hours, $L_{Amax}$ , $L_{A90}$ , $L_{Adn}$	Larson Davis	LxT2 0005395	Innovative Instrument Co.,Ltd.	22-ACT-247	1 Apr 22	31 Mar 24	-



## CERTIFICATE OF CALIBRATION

Certificate No. : CL-004-65

Page 1 of 2 Pages

**MEASUREMENT ITEM** : Top Load Orifice  
**MANUFACTURER** : Tisch Environmental, Inc.  
**MODEL/TYPE** : TE-5025A  
**SERIAL NUMBER** : 3399  
**ID NUMBER** : UAE.EFM.064/2560  
**CONDITION AS-RECEIVED** : Used item  
**CUSTOMER** : United Analyst and Engineering Consultant Co.,Ltd.  
81 Soi Udomsuk 41, Sukhumvit Road, Bangkok, Phrakhanong,  
Bangkok 10260

**RECEIVED DATE** : 15 Jul 2022  
**MEASUREMENT DATE** : 25 Jul 2022  
**ISSUE DATE** : 26 Jul 2022

### ENVIRONMENTAL CONDITIONS:

Ambient condition in the laboratory are as follows:  
Temperature : 23.0 ± 3.0 °C  
Relative Humidity : 55.0 ± 15.0 %RH  
Atmospheric Pressure : 1010 ± 10 hPa

### CALIBRATION CONDITION:

Preconditioning : 24 hours at ambient conditions.  
Measurement Condition : The average values during measurement are 24.7 °C and 52.1 %RH.

### TABULATION OF RESULTS:

The table on next page give the measured values.

**Calibration procedure:**  
The Orifice gas flow device was calibrated against Standard Rotary Displacement Meter (Roots Meter) Model G65/MC/W2-2p, The Wt-CL-004 was used as a calibration guideline.

**Traceability:**  
This certificate provides a traceability of The measurement to recognized the national standards and to realization of the international system of units (SI) through the VSL (National Metrology Institute of Netherlands) via Certificate number: 02221391

**Uncertainty of Measurement:**  
The reported uncertainty of measurement is based on the standard uncertainty multiplied by a coverage factor k=2, which for a normal distribution corresponds to a coverage probability of approximately 95%. The standard uncertainty has been determined in accordance with the GUM 'Evaluation of measurement data - Guide to the expression of uncertainty in measurement'

Table 1: The results of Q Standard calibration data

Plate	Flow rate m <sup>3</sup> /min	Pressure [Pa] mmHg	Temperature [Ta] °C	Temperature [Tm] °C	Δp_meter mmHg	Δp_Orifice inH <sub>2</sub> O	γ	Standard Flow [Q <sub>s</sub> ] m <sup>3</sup> /min
1	0.699	756.468	24.680	23.730	55.667	1.705	1.303	0.647
2	1.001	756.479	24.910	24.180	61.363	3.454	1.855	0.918
3	1.114	756.494	24.550	23.970	41.751	4.535	2.126	1.051
4	1.166	756.510	24.470	23.900	30.652	5.138	1.422	1.121
5	1.416	756.534	24.400	24.150	30.200	7.619	2.757	1.357

Slope (m): 2.04689  
Intercept (b): -0.02301  
Correlation coefficient (r): 0.99987  
Uncertainty (k=2): 0.010 m<sup>3</sup>/min

Table 2: The results of Q actual calibration data

Plate	Flow rate m <sup>3</sup> /min	Pressure [Pa] mmHg	Temperature [Ta] °C	Temperature [Tm] °C	Δp_meter mmHg	Δp_Orifice inH <sub>2</sub> O	γ	Standard Flow [Q <sub>a</sub> ] m <sup>3</sup> /min
1	0.699	756.468	24.680	23.730	55.667	1.705	0.819	0.649
2	1.001	756.479	24.910	24.180	61.363	3.454	1.167	0.922
3	1.114	756.494	24.550	23.970	41.751	4.535	1.336	1.054
4	1.166	756.510	24.470	23.900	30.652	5.138	1.422	1.121
5	1.416	756.534	24.400	24.150	30.200	7.619	1.731	1.360

Slope (m): 1.28208  
Intercept (b): -0.01449  
Correlation coefficient (r): 0.99987  
Uncertainty (k=2): 0.011 m<sup>3</sup>/min

\*\*\*End of Certificate of Calibration\*\*\*

Calibrated by:  
□ Mr. Sorawit Thachalad  
□ Miss Jittaporn Lertsomphol



Approved signatory:   
Mr. Parinya Booncharoen  
Calibration Department Manager



THIS CERTIFICATE REPORT MAY NOT BE REPRODUCED EXCEPT IN FULL UNLESS PERMISSION FOR REPRODUCTION IS IN WRITING FROM THE LABORATORY

เอกสารไม่ควบคุม

เอกสารไม่ควบคุม



TECHNOLOGY PROMOTION ASSOCIATION (THAILAND-JAPAN)  
CORPORATE SERVICES 3: EQUIPMENT CALIBRATION AND TESTING SERVICES  
534/4 PATTANAKARN ROAD SOI 18, SUANLUANG, SUANLUANG, BANGKOK 10250  
TEL. 0-2717-3000-24 FAX. 0-2719-9484

## Certificate of Calibration

Certificate No. : 23P1402  
Page : 1 of 2

**Equipment** : U Tube Manometer  
**Manufacturer** : Dwyer  
**Model** : 1221-36-W/M  
**Serial No.** : -  
**ID No.** : UAE.EFM.180/2561

**Condition As-Received** : Used Item  
**Received Date** : 26 April 2023  
**Calibration Date** : 09 May 2023

**Reference** : 2304-0703WSC  
**Ambient Temperature** : ( 23 ± 2 ) °C  
**Relative Humidity** : ( 50 ± 15 ) %  
**Atmospheric Pressure** : 1010 mbar

**Submitted by** : United Analyst and Engineering Consultant Co.,Ltd.

81 Soi Udomsuk 41, Sukhumvit Road, Bangkok,  
Phrakhanong, Bangkok 10260

**Procedure used** : The calibration was conducted by direct comparison method against Pressure Measuring Instruments Standard according to in-house calibration procedure CP-P04, using 'DKD-R 6-1'; Calibration of Pressure Gauges, Edition 03/2014 ' as a guidelines.

### Condition of this result of calibration

1. Reference standards instruments :

Instrument	Model	Serial No.	Certificate No.	Due Date
1) Pressure Calibrator	PC106P	1189	MP-0137-22	24 Aug 2023

- This result of calibration was made on requested at the point specified by customer.
- Scale and conversion factor is 1 kPa = 4.0146293 inH<sub>2</sub>O
- This instrument was used clean air as pressure media.
- This instrument was calibrated by applied pressure to high-port (+) side and low-port (-) side open to atmospheric pressure.
- This instrument was installed in vertical orientation and top of the pressure port was used as the reference level.
- The certificate is valid only to the item calibrated on date and place of calibration.
- This Certification is traceable to the International System of Unit maintained through:-  
-National Institute of Metrology Thailand (NIMT)

Calibrated by : Suwit Ausaaree  
Issue Date : 11 May 2023

Approved Signatory :   
[ ] Phalinee Prabpaipal  
[ ] Sura Suwannasri  
✓ Attapol Panurach

เอกสารไม่ควบคุม  
B 0314242



Cert.No.: 23P1402  
Page: 2 of 2

**Result of calibration:** Without adjustment  
**Function:** Pressure Measurement  
**Increasing Pressure**

**Range** : 0 inH<sub>2</sub>O to 36 inH<sub>2</sub>O  
**Scale Interval** : 0.1 inH<sub>2</sub>O (The Fifth Estimate)

UUC Indication			ΔP (inH <sub>2</sub> O)	Error (inH <sub>2</sub> O)
Applied Pressure (inH <sub>2</sub> O)	High-port side (inH <sub>2</sub> O)	Low-port side (inH <sub>2</sub> O)		
0.00	0.00	0.00	0.00	0.00
2.00	1.00	-1.00	2.00	0.00
4.00	2.00	-2.00	4.00	0.00
6.00	3.00	-3.00	6.00	0.00
8.00	4.00	-4.00	8.00	0.00
10.00	5.00	-5.00	10.00	0.00
12.00	6.00	-6.00	12.00	0.00
14.00	7.00	-7.02	14.02	0.02
16.00	8.00	-8.02	16.02	0.02
18.00	9.02	-9.04	18.06	0.06
20.00	10.02	-10.04	20.06	0.06
22.00	11.00	-11.04	22.04	0.04
24.00	12.02	-12.06	24.08	0.08
26.00	13.02	-13.06	26.08	0.08
28.00	14.02	-14.04	28.06	0.06
30.00	15.02	-15.02	30.04	0.04
32.00	16.00	-16.02	32.02	0.02
34.00	17.00	-17.00	34.00	0.00
35.80	17.96	-17.98	35.94	0.14

The uncertainty of measurement was ± 0.11 inH<sub>2</sub>O

\* UUC = Unit Under Calibration

\* ΔP = High-port side - Low-port side

The reported uncertainty of measurement was based on a standard uncertainty multiplied by a coverage factor k = 2, providing a level of confidence of approximately 95 %.

-o-o-

Attapol P.

เอกสารไม่ควบคุม  
a 1160343

### Certificate of Calibration

**Customer**  
Name : UNITED ANALYST AND ENGINEERING CONSULTANT CO., LTD.  
Address : 81 Soi Udomsuk 41, Sukhumvit Road, Bangchak, Prakanong,  
Bangkok 10260

**Certificate No :** 22-AFM-139  
**Request No :** Req-2022-1606

#### Unit Under Calibration Details

Measurement Item : Air Flow meter  
Manufacturer : BGI  
Model : Delta Cal DC1  
Serial Number : 160491  
ID : UAE.EFM.175/2561  
Location of Calibration : LAB 4 AIR VELOCITY METER

Sensor Model : -  
Sensor Serial Number : -

#### Calibration Environment and Details

Temperature : 23 °C ± 3 °C  
Humidity : 55 %RH ± 20 %RH  
Barometric Pressure : 1013 hPa ± 10 hPa  
Received Date : 22 August 2022  
Calibration Date : 7 September 2022  
Calibration Procedure : In-house method CP-AFM-01 by Comparison technique with Standard Primary Flow Calibrator


Reference Standard	Model	Serial Number	Traceable	Due Calibration
Air Flow Meter	Gilibrator 3 High Flow	18501012012	Sensidyne	15 June 2023


#### Traceability :

This certificate provides traceability of measurement to recognized national standard, and to the realization of the international System of Units (SI)

#### Note :

The reported uncertainty is based on standard uncertainty multiplied by the Coverage Factor  $k=2$ , providing a level of confidence approximately 95 %.

**Calibration By :**   
Mr. Noppadon Luangart  
Service Calibration Engineer

**Approved By :**   
Mr. Pacit Mathavorn  
Calibration Engineer Supervisor  
**Issue Date :** 7 September 2022

The results related only to the item calibrated. The certificate shall not be reproduced except in full, without written approval of the Innovative Instrument Co., Ltd.

FM-708-AFM-01 Rev.00 Issue date 01/07/19

เอกสารไม่ควบคุม

**Certificate No :** 22-AFM-139  
**Request No :** Req-2022-1606

#### Result of Calibration :

Flow Setting	STD Flow Reading	UUC Flow Reading	Correction Flow	Uncertainty
(LPM)	(LPM)	(LPM)	(LPM)	(LPM)
14.5	14.50	14.46	0.04	0.21
15.0	15.00	15.09	-0.09	0.22
15.8	15.80	15.88	-0.08	0.23
16.6	16.60	16.68	-0.08	0.24
18.3	18.30	18.42	-0.12	0.26

#### Note

STD : Standard

UUC : Unit Under Calibration

Calibration media : Air

\* Indicates non accredited

End of Certificate

The results related only to the item calibrated. The certificate shall not be reproduced except in full, without written approval of the Innovative Instrument Co., Ltd.

FM-708-AFM-01 Rev.00 Issue date 01/07/19

เอกสารไม่ควบคุม

### Certificate of Calibration

**Customer**  
Name : UNITED ANALYST AND ENGINEERING CONSULTANT CO., LTD.  
Address : 81 Soi Udomsuk 41, Sukhumvit Road, Bangchak, Prakanong,  
Bangkok 10260

**Certificate No :** 22-TPM-378  
**Request No :** Req-2022-1606  
**Page :** 1/2

#### Unit Under Calibration Details

Calibration Parameter : Temperature  
Instrument Name : Air Flow meter  
Manufacturer : BGI  
Model : Delta Cal DC1  
Serial Number : 160491  
Resolution : 0.1 °C  
ID Number : UAE.EFM.175/2561

Range Calibration : 20 °C to 45 °C  
Type of Sensor : RTD  
Sensor Diameter (mm) : 3  
Calibration Position (mm) : 45  
Instrument Status : Used

#### Calibration Environment and Details


Temperature : 23 °C ± 3 °C  
Humidity : 55 %RH ± 15 %RH  
Received Date : 22 August 2022  
Calibrated Date : 7 September 2022  
Calibration Procedure : In-house method CP-TPM-01 by Comparison with Standard Thermometer.

**Reference Standard :** Digital Thermometer with Sensor, Manufacturer: GINGO/INGO, Model: GT11/RTD100, SN: 08000057, ID: 02-TPM Which was calibrated on 10 March 2022, Calibration Certificate No. : QR22-0578

**Traceability :** This Certificate is traceable to SI Unit through Quality Reborn Co., Ltd., NSC-ONSC Accreditation No.: Calibration 0292

#### Note

The reported uncertainty is based on standard uncertainty multiplied by the Coverage Factor  $k=2$ , providing a level of confidence approximately 95 %.

**Approved By :**   
Mr. Pacit Mathavorn  
Calibration Engineer Supervisor  
**Issue Date :** 7 September 2022

The results related only to the item calibrated. The certificate shall not be reproduced except in full, without written approval of the Innovative Instrument Co., Ltd.

FM-708-TPM-01 Rev.01 Issue date 13/02/20

เอกสารไม่ควบคุม

**Calibration Note**  
UUC Adjustment : Not Adjust

**Certificate No :** 22-TPM-378  
**Request No :** Req-2022-1606  
**Page :** 2/2

#### Result of Calibration :

UUC Sensor	Standard Temperature (°C)	UUC Reading (°C)	Correction (°C)	Uncertainty (± °C)
Ta	20.004	20.0	0.0	0.14
	25.003	24.9	+0.1	0.14
	30.001	29.9	+0.1	0.14
	35.002	34.9	+0.1	0.14
	40.002	40.0	0.0	0.14
	45.005	45.2	-0.2	0.14
Tf	20.004	20.0	0.0	0.14
	25.003	24.9	+0.1	0.14
	30.001	30.1	-0.1	0.14
	35.002	35.0	0.0	0.14
	40.002	40.0	0.0	0.14
	45.005	45.0	0.0	0.14

End of Certificate

**Calibrated By :**   
Mr. Noppadon Luangart

The results related only to the item calibrated. The certificate shall not be reproduced except in full, without written approval of the Innovative Instrument Co., Ltd.

FM-708-TPM-01 Rev.01 Issue date 13/02/20

เอกสารไม่ควบคุม





## Certificate of Calibration

Certificate No.: 23P1856  
Page: 1 of 2

Equipment: Aneroid Barometer

Manufacturer: Barigo

Model: -

Serial No.: -

ID No.: UAE.EMA2.110/2555

Condition As-Received: Used Item

Received Date: 26 May 2023

Calibration Date: 02 June 2023

Reference: 2305-0919WSC

Ambient Temperature: ( 23 ± 2 ) °C

Relative Humidity: ( 50 ± 15 ) %

Atmospheric Pressure: 1006 mbar

This certificate may not be reproduced other than in full,  
except with the prior written approval of the head of  
Corporate Services 3: Equipment Calibration and Testing Services.

Submitted by: United Analyst and Engineering Consultant Co.,Ltd.

81 Soi Udomsuk 41, Sukhumvit Road,  
Bangchak, Phrakhanong, Bangkok 10260

Procedure used: The calibration was conducted by direct comparison method against Pressure Measuring Instruments  
Standard according to in-house calibration procedure CP-P10, using "DKD-R 6-1 ; Calibration of Pressure  
Gauges, Edition 03/2014 " as a guidelines.

### Condition of this result of calibration

1.Reference standards instruments :

#### Instrument

#### Model

#### Serial No.

#### Certificate No.

#### Due Date

1) Standard Barometer DP1142 1422505046 MP-0094-23 03 May 2024

2.This instrument was installed in vertical orientation and center of the dial was used as the reference level.

3.This result of calibration was made on requested at the point specified by customer.

4.This result of calibration instrument was in absolute pressure.

5.This instrument was used clean air as pressure media.

6.The certificate is valid only to the item calibrated on date and place of calibration.

7.This Certification is traceable to the International System of Unit maintained through:-

-National Institute of Metrology Thailand (NIMT)

Calibrated by : Suksan Khankaew  
Issue Date : 08 June 2023

Approved Signatory : *Athapol P.*

[ ] Phalinee Prabpaipal

[ ] Sura Suwannasri

[x] Attapol Panurach

เอกสารไม่ควบคุม  
B 0316956



Result of calibration:- Without adjustment

Range: 720 mmHg to 800 mmHg

Function:- Absolute Pressure Measurement

Scale Interval: 1 mmHg ( The Fifth Estimate )

### Increasing Pressure

Applied Pressure (mmHg)	720.43	730.67	740.34	751.52	756.56	761.83	773.53	798.76
UUC* Indication (mmHg)	720.0	730.0	740.0	750.0	755.0	760.0	770.0	790.0
Error (mmHg)	-0.43	-0.67	-0.34	-1.52	-1.56	-1.83	-3.53	-8.76

### Decreasing Pressure

Applied Pressure (mmHg)	798.76	773.60	761.89	756.65	751.59	740.72	730.68	720.59
UUC* Indication (mmHg)	790.0	770.0	760.0	755.0	750.0	740.0	730.0	720.0
Error (mmHg)	-8.76	-3.60	-1.89	-1.65	-1.59	-0.72	-0.68	-0.59

The uncertainty of measurement was ± 0.24 mmHg

\* UUC = Unit Under Calibration

The reported uncertainty of measurement was based on a standard uncertainty multiplied  
by a coverage factor k = 2, providing a level of confidence of approximately 95 %.

-000-

เอกสารไม่ควบคุม  
a 1165292



## Certificate of Calibration

Certificate No.: 23H1201  
Page: 1 of 2

Equipment: Dial Thermo-Hygrometer

Manufacturer: Barigo

Model: -

Serial No.: -

ID No.: UAE.EMA2.014/2555

Condition As-Received: Used Item

Received Date: 26 May 2023

Calibration Date: 30 May 2023  
to 06 June 2023

Reference: 2305-0919WSC

Ambient Temperature: ( 25 ± 3 ) °C

Relative Humidity: ( 50 ± 20 ) %

This certificate may not be reproduced other than in full,  
except with the prior written approval of the head of  
Corporate Services 3: Equipment Calibration and Testing Services.

Submitted by: United Analyst and Engineering Consultant Co.,Ltd.

81 Soi Udomsuk 41, Sukhumvit Road,  
Bangchak, Phrakhanong, Bangkok 10260

Procedure used: Calibration were conducted using in-house calibration procedure CP-H02 according to comparison  
with standard chilled mirror sensor for humidity measurement function and comparison with standard  
temperature probe for temperature measurement function into humidity / temperature chamber.

### Condition of this result of calibration

1.Reference standards instruments :

#### Instrument

#### Model

#### Serial No.

#### Certificate No.

#### Due Date

1) Hygro-M2 Dew Point Monitor 5112 2360195 20703 02 Aug 2023

2) Handheld Thermometer With Sensor 1523 3240076 231305 15 Mar 2024

2.The certificate is valid only to the item calibrated on date and place of calibration.

3.This Certification is traceable to the International System of Unit maintained through:-

-National Institute of Standards and Technology (NIST) , The United States of America

-Technology Promotion Association (Thailand-Japan), NSO-ONSC Accredited No. Calibration 0008

Calibrated by : Somchai Dumwor  
Issue Date : 07 June 2023

Approved Signatory : *Chakrit Waeawwanjua*

[x] Chakrit Waeawwanjua

[ ] Pornthippa Tameyakul

[ ] Viporn Tantiyawutti

เอกสารไม่ควบคุม  
B 0316275



Result of Calibration:-

Before Adjustment

Function: Humidity Measurement

Reference Temperature	Standard Humidity	UUC* Reading	Error	Uncertainty of Measurement
(°C)	(%R.H.)	(%R.H.)	(%R.H.)	(±%R.H.)
25.0	40.1	55	14.9	1.6
25.0	60.0	66	6.0	1.7
25.0	80.0	78	-2.0	1.9

Result of Calibration:-

After Adjustment

Function: Humidity Measurement

Reference Temperature	Standard Humidity	UUC* Reading	Error	Uncertainty of Measurement
(°C)	(%R.H.)	(%R.H.)	(%R.H.)	(±%R.H.)
25.0	40.1	46	5.9	1.6
25.0	60.0	60	0.0	1.7
25.0	80.0	72	-8.0	1.9

Result of Calibration:-

Without Adjustment

Function: Temperature Measurement

Standard Temperature	UUC* Reading	Error	Uncertainty of Measurement
(°C)	(°C)	(°C)	(±°C)
19.987	20.0	0.013	0.72
30.016	30.0	-0.016	0.72
39.944	39.0	-0.944	0.72

UUC\* : Unit Under Calibration

The reported uncertainty of measurement was base on standard uncertainty multiplied  
by coverage factor k = 2.00, providing confidence level approximately 95%.

-000-

เอกสารไม่ควบคุม  
a 1165294

**MULTI-POINT GAS TEST REPORT**

Test Date : Mar 20, 2023

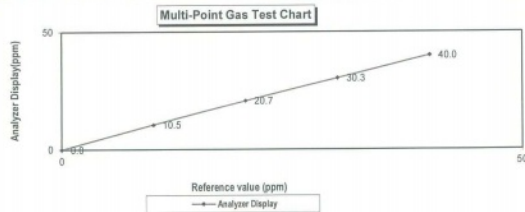
Equipment : Gas Analyzer (CO) Model : 48i  
Manufacturer : Thermo Scientific Serial Number : 1201778118

Standard Gas Concentration		Dilutor Detail	
Sulphur Dioxide (SO <sub>2</sub> )	44.68 PPM	Manufacturer :	Thermo Scientific
Nitric Oxide (NO)	45.94 PPM	Model :	146i
Methane (CH <sub>4</sub> )	- PPM	Serial Number :	1180540071
Carbon Monoxide (CO)	984.8 PPM		
Cylinder No. :	EB0143262		
Expiration Date :	Jun 20, 2024		

**Multi-point gas test data**

Reference Value (ppm)	Analyzer Display (ppm)	Difference Error	Percent Error	[% Error]
Level 1 Zero	0.0	0.0	0.0	0.0
Level 2 20.00%	10.0	0.5	4.8	4.8
Level 3 40.00%	20.7	0.7	3.4	3.4
Level 4 60.00%	30.3	0.3	1.0	1.0
Level 5 80.00%	40.0	0.0	0.0	0.0
Remark : Measuring Range	50.0 ppm	Average Difference (%)		1.83

:Acceptable Limit  $\pm 5\%$



Calculate by

3.0 0.3 6

Approve by

21 Mar 2023

เอกสารไม่ควบคุม

**CERTIFICATE OF ANALYSIS**  
**Grade of Product: EPA Protocol**

Part Number: E64N59E15A01D3 Reference Number: 122-402135187-1  
Cylinder Number: ED0143262 Cylinder Volume: 144.4 CF  
Laboratory: 124 - Durram (SA) - NC Cylinder Pressure: 2015 PSIG  
P/GVP Number: B2202 Valve Outlet: 660  
Gas Code: CO,NO,NOX,SO2,BALN Certification Date: Jun 21, 2021  
Expiration Date: Jun 21, 2024

Certificate performed in accordance with EPA Testability Subpart 101 and Subpart 102 of 40 CFR. Calibration Standards (per 3012) shown on LHA 00001-0981. Using the assay procedure in the Airgas Analytical Methodology report requires correlation for analytical reference. This cylinder has a valid analysis immediately at stated value with a confidence level of 95%. Note: See no significant analytical value without the use of the calibration curve. All concentrations are in % unless otherwise noted.

Do Not Use This Cylinder Below 100 ppm, i.e. 3.7 megascals

Component	Requested Concentration	Actual Concentration	Protocol Method	Total Relative Uncertainty	Assay Dates
NOX	45.80 PPM	45.80 PPM	G1	+/- 1.4% NIST Traceable	06/14/2021, 06/21/2021
NITRIG OXIDE	45.80 PPM	45.80 PPM	G1	+/- 1.4% NIST Traceable	06/14/2021, 06/21/2021
SULFUR DIOXIDE	45.80 PPM	45.80 PPM	G1	+/- 1.4% NIST Traceable	06/14/2021, 06/21/2021
CA-BON MONOXIDE	984.8 PPM	984.8 PPM	G1	+/- 1.4% NIST Traceable	06/14/2021, 06/21/2021
NITROGEN	Balance	Balance	G1	+/- 1.7% NIST Traceable	06/14/2021, 06/21/2021

Type	Lot ID	Cylinder No	Concentration	Uncertainty	Expiration Date
NTRM	2003128	ED0143262	49.32 PPM NITRIG OXIDE/NOX	+/- 0.4%	Feb 07, 2025
FSM	12333	D653823	5.91 PPM NITROGEN MONOXIDE/AIR	+/- 2.0%	Feb 20, 2020
GMIS	481423338132	CC0616981	4.349 PPM NITROGEN DIOXIDE/NITROGEN	+/- 2.1%	Feb 18, 2023
NTRM	15911043	CC473277	46.02 PPM SULFUR DIOXIDE/NITROGEN	+/- 0.8%	Jul 17, 2022
NTRM	14002113	CC474077	860.9 PPM CARBON MONOXIDE/NITROGEN	+/- 0.6%	Nov 15, 2025

Instrument/Make/Model	Analytical Principle	Last Multi-Point Calibration
Nicel 670C A-HR001333 CO	FIR	Jun 28, 2022
Nicel 670C A-HR001333 NO	FTIR	Jun 28, 2022
Nicel 670C A-HR001333 NO2	FTIR	Jun 03, 2021
Nicel 670C A-HR001333 SO2	FTIR	Jun 03, 2021

Triad Data Available Upon Request

NOTES: PO #521002827

QXSS WT: 26.40kg

SET WT: 4.73kg

The analytical test results reported on this certificate relate only to the cylinder number specified above. This concludes the test report.

Approved for Release



เอกสารไม่ควบคุม

**MULTI-POINT GAS TEST REPORT**

Test Date : Jan 24, 2023

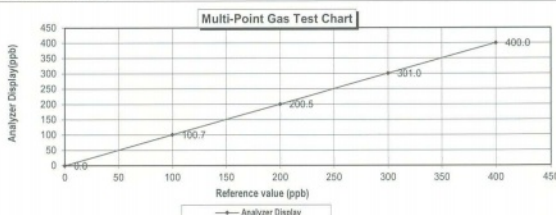
Equipment : Gas Analyzer (NO<sub>2</sub>) Model : 42i  
Manufacturer : Thermo Scientific Serial Number : 1200636463

Standard Gas Concentration		Dilutor Detail	
Sulphur Dioxide (SO <sub>2</sub> )	44.68 PPM	Manufacturer :	Thermo Scientific
Nitric Oxide (NO)	45.94 PPM	Model :	146i
Methane (CH <sub>4</sub> )	- PPM	Serial Number :	1180540071
Carbon Monoxide (CO)	984.8 PPM		
Cylinder No. :	EB0143262		
Expiration Date :	Jun 21, 2024		

**Multi-point gas test data**

Reference Value (ppb)	Analyzer Display (ppb)	Difference Error	Percent Error	[% Error]
Level 1 Zero	0.0	0.0	0.0	0.0
Level 2 20.00%	100.0	100.7	0.70	0.70
Level 3 40.00%	200.0	200.5	0.25	0.25
Level 4 60.00%	301.0	1.00	0.33	0.33
Level 5 80.00%	400.0	0.00	0.00	0.00
Remark : Measuring Range	500.0 ppb	Average Difference (%)		0.26

:Acceptable Limit  $\pm 5\%$



Calculate by

24 Jan 2023

Approve by

24 Jan 2023

เอกสารไม่ควบคุม

**CERTIFICATE OF ANALYSIS**  
**Grade of Product: EPA Protocol**

Part Number: E64N59E15A01D3 Reference Number: 122-402135187-1  
Cylinder Number: ED0143262 Cylinder Volume: 144.4 CF  
Laboratory: 124 - Durram (SA) - NC Cylinder Pressure: 2015 PSIG  
P/GVP Number: B2202 Valve Outlet: 660  
Gas Code: CO,NO,NOX,SO2,BALN Certification Date: Jun 21, 2021  
Expiration Date: Jun 21, 2024

Certificate performed in accordance with EPA Testability Subpart 101 and Subpart 102 of 40 CFR. Calibration Standards (per 3012) shown on LHA 00001-0981. Using the assay procedure in the Airgas Analytical Methodology report requires correlation for analytical reference. This cylinder has a valid analysis immediately at stated value with a confidence level of 95%. Note: See no significant analytical value without the use of the calibration curve. All concentrations are in % unless otherwise noted.

Do Not Use This Cylinder Below 100 ppm, i.e. 3.7 megascals

Component	Requested Concentration	Actual Concentration	Protocol Method	Total Relative Uncertainty	Assay Dates
NOX	45.80 PPM	45.80 PPM	G1	+/- 1.4% NIST Traceable	06/14/2021, 06/21/2021
NITRIG OXIDE	45.80 PPM	45.80 PPM	G1	+/- 1.4% NIST Traceable	06/14/2021, 06/21/2021
SULFUR DIOXIDE	45.80 PPM	45.80 PPM	G1	+/- 1.4% NIST Traceable	06/14/2021, 06/21/2021
CA-BON MONOXIDE	984.8 PPM	984.8 PPM	G1	+/- 1.4% NIST Traceable	06/14/2021, 06/21/2021
NITROGEN	Balance	Balance	G1	+/- 1.7% NIST Traceable	06/14/2021, 06/21/2021

Type	Lot ID	Cylinder No	Concentration	Uncertainty	Expiration Date
NTRM	2003128	ED0143262	49.32 PPM NITRIG OXIDE/NOX	+/- 0.4%	Feb 07, 2025
FSM	12333	D653823	5.91 PPM NITROGEN MONOXIDE/AIR	+/- 2.0%	Feb 20, 2020
GMIS	481423338132	CC0616981	4.349 PPM NITROGEN DIOXIDE/NITROGEN	+/- 2.1%	Feb 18, 2023
NTRM	15911043	CC473277	46.02 PPM SULFUR DIOXIDE/NITROGEN	+/- 0.8%	Jul 17, 2022
NTRM	14002113	CC474077	860.9 PPM CARBON MONOXIDE/NITROGEN	+/- 0.6%	Nov 15, 2025

Instrument/Make/Model	Analytical Principle	Last Multi-Point Calibration
Nicel 670C A-HR001333 CO	FIR	Jun 28, 2022
Nicel 670C A-HR001333 NO	FTIR	Jun 28, 2022
Nicel 670C A-HR001333 NO2	FTIR	Jun 03, 2021
Nicel 670C A-HR001333 SO2	FTIR	Jun 03, 2021

Triad Data Available Upon Request

NOTES: PO #521002827

QXSS WT: 26.40kg

SET WT: 4.73kg

The analytical test results reported on this certificate relate only to the cylinder number specified above. This concludes the test report.

Approved for Release



เอกสารไม่ควบคุม





# THAI METEOROLOGICAL DEPARTMENT

4353 Sukhumvit, Bangna, Bangkok 10260 Tel. 081-454-2804, 0-2399-0469

## Calibration Certificate

Issued by : Calibration & Test Section : Meteorological Instruments Bureau

Date of Issue 17 April, 2023

Certification No. 164/23

Page : 1 of 5

Object : WIRELESS ANEMOMETER

Manufacturer : SCARLET

Type : WIRELESS RECEIVER : WL-21

WIND SENSOR : WL-21

Mfg Code : WIRELESS RECEIVER : 2205DR0116

WIND SENSOR : 2205DT0116

Customer : United Analyst and Engineering Consultant Co., Ltd.

81 Soi Udomsuk 41, Sukhumvit Road,

Bangchak, Prakanong, Bangkok 10260.

Calibration Condition : Temperature 25.1 °C Barometric Pressure 1008.1 hPa

NATIONAL STANDARD WIND TUNNEL : Thermal Anemometer 642 S/N 91563

: HOOK GAGE NO 1425 : Wind Aloft Plotting Board

N.I.S.T. Test Reference Number 731/241460 : Standard Velocity at 20 - 30 m/sec

: Ultrasonic Anemometer Model DA-650-3TV (sensor TR-90AH)

Serial Number 110730029 (sensor 120629586)

JAPAN QUALITY ASSURANCE ORGANIZATION : Standard Velocity at 0 - 20 m/sec

STANDARD THERMOMETER : Theodor Friedrich : Dry No.8390/94 Wet No. 8389/94

: testo, testo 645 Serial No. 02848057 : Thermoschneider No.918802

STANDARD BAROMETER : Digital Barometer Vaisala Type PTB220 No. 231220015

: Digital Barometer Vaisala Type PTB320 No. 84320001

Calibrated by : Watcharapol Subwat

Signed : Mr. Pisood Promsut

(Authorized Signatory)

for the Chief

Sub-Standard Instrument

Mechanical Engineer

เอกสารไม่ควบคุม



# THAI METEOROLOGICAL DEPARTMENT

4353 Sukhumvit, Bangna, Bangkok 10260 Tel. 081-454-2804, 0-2399-0469

## The Result of Calibration

17 April, 2023

Certification No. 164/23

Page : 2 of 5

Standard Ultrasonic Anemometer	HOOK GAGE NO. 1425			TESTED ANEMOMETER	
	Pressure m/sec	Vacuum m/sec	Velocity m/sec	Velocity m/sec	Correction m/sec
1.00	-	-	-	1.0	0.00
3.02	-	-	-	3.0	0.02
5.00	-	-	-	5.0	0.00
7.04	-	-	-	7.0	0.04
9.02	-	-	-	9.0	0.02
11.02	-	-	-	11.0	0.02
13.01	-	-	-	13.0	0.01
15.01	-	-	-	14.9	0.11
17.02	-	-	-	17.0	0.02
20.02	-	-	-	20.0	0.02

Wind Aloft Plotting Board.	
U.S. DEPARTMENT OF COMMERCE WEATHER BUREAU	
WIND DIRECTION	TESTED WIND DIRECTION
0	0
90	90
180	180
270	

Calibrated by : Watcharapol Subwat

Mr. Watcharapol Subwat

Mechanical Engineer

Calibration & Test Section

Meteorological Instruments Bureau

เอกสารไม่ควบคุม



# THAI METEOROLOGICAL DEPARTMENT

4353 Sukhumvit, Bangna, Bangkok 10260 Tel. 081-454-2804, 0-2399-0469

## The Result of Calibration

Certification No. 164/23

17 April, 2023

Page : 3 of 5

Standard Barometer Pressure (mbar)	Tested Barometer Pressure (mbar)	Correction (mbar)
1011.56	1012	-0.44
1011.31	1011	0.31
1010.66	1011	-0.32
1010.29	1010	0.29
1007.21	1007	0.21
1007.60	1008	-0.40
1008.36	1008	0.36
1007.98	1008	-0.02
1008.32	1008	0.32
1007.88	1008	-0.12
1008.07	1008	0.07
1008.42	1008	0.42
1008.61	1009	-0.39
1009.33	1009	0.33
1009.68	1010	-0.32
1009.84	1010	-0.16
1009.90	1010	-0.10
1010.19	1010	0.19
1010.34	1010	0.34
1007.25	1007	0.25

Average

Calibrated by : Watcharapol Subwat

Mr. Watcharapol Subwat

Mechanical Engineer

Calibration & Test Section

Meteorological Instruments Bureau

เอกสารไม่ควบคุม



# THAI METEOROLOGICAL DEPARTMENT

4353 Sukhumvit, Bangna, Bangkok 10260 Tel. 081-454-2804, 0-2399-0469

## The Result of Calibration

17 April, 2023

Certification No. 164/23

Page : 4 of 5

Standard Barometer Pressure (mmHg)	Tested Barometer Pressure (mmHg)	Correction (mmHg)
758.73	759	-0.27
758.54	758	0.54
758.07	758	0.07
757.76	758	-0.22
755.47	756	-0.53
755.76	756	-0.24
756.33	756	0.33
756.05	756	0.05
756.30	756	0.30
755.97	756	-0.03
756.11	756	0.11
756.38	756	0.38
756.52	756	0.52
757.06	757	0.06
757.32	757	0.32
757.44	757	0.44
757.49	757	0.49
757.70	758	-0.30
757.82	758	-0.18
755.50	756	-0.50

Average

Calibrated by : Watcharapol Subwat

Mr. Watcharapol Subwat

Mechanical Engineer

Calibration & Test Section

Meteorological Instruments Bureau

เอกสารไม่ควบคุม



## THAI METEOROLOGICAL DEPARTMENT

4353 Sukhumvit, Bangna, Bangkok 10260 Tel. 081-454-2804, 0-2399-0469

### The Result of Calibration

17 April, 2023

Certification No. 164/23

Page : 5 of 5

Standard Temp. °C	Temperature Sensor Reading	
	Reading °C	Correction °C
45.26	45.4	-0.14
30.18	30.2	-0.02
16.32	16.3	0.02

Calibrated by :

Mr. Watchapol Subwat

Mr. Watchapol Subwat  
Mechanical Engineer



เอกสารไม่ควบคุม



## CALIBRATION LABORATORY CO., LTD.

2/10-11/14, 55 Soi Prasert Manukit 29 Yaek 4, Prasert Manukit Rd., Ladphrao, Bangkok 10230  
Tel. 02-578-0353-4 Fax: 02-578-2672 www.cai-laboratory.com E-mail: sale@cai-laboratory.com



## CERTIFICATE OF CALIBRATION

### FOR

NOMENCLATURE : VIBRATION METER  
MANUFACTURER : INSTANTEL  
MODEL / TYPE : 721A2601/721A3301  
SERIAL NO. : UM14468/UM14468  
CLID. NO. : 252000051  
JOB CONTROL NO. : 230211015869

CUSTOMER : UNITED ANALYST AND ENGINEERING CONSULTANT CO., LTD.  
81 SOI UDOMSUK 41, SUKHUMVIT ROAD,  
BANGCHAK, PHRAKHANONG, BANGKOK 10260

DATE OF RECEIVED : 11 February 2023

DATE OF ISSUED : 14 February 2023

Report of calibration screening must not be taken in part. Except complete. Without the approval of the Calibration Laboratory Co., Ltd.

Calibrated By : Suwit Phuanbusabong  
Calibration Engineer



Approved By : Mongkol Yotsoontorn  
Authorized Signatory  
14 February 2023

This Calibration Certificate documents the traceability to national standards, which realize the units of measurement according to the International System of Units (SI)

Certificate No. Q23015869

F3-011-04/01-12

page 1 of 4

เอกสารไม่ควบคุม



## CALIBRATION LABORATORY CO., LTD.

2/10-11/14, 55 Soi Prasert Manukit 29 Yaek 4, Prasert Manukit Rd., Ladphrao, Bangkok 10230  
Tel. 02-578-0353-4 Fax: 02-578-2672 www.cai-laboratory.com E-mail: sale@cai-laboratory.com



## REPORT OF CALIBRATION

### FOR

NOMENCLATURE : VIBRATION METER  
MANUFACTURER : INSTANTEL  
MODEL / TYPE : 721A2601/721A3301  
SERIAL NO. : UM14468/UM14468  
DATE OF CALIBRATION : 13 February 2023

#### ENVIRONMENT CONDITIONS :

Temperature :  $(23 \pm 2) ^\circ\text{C}$  Relative Humidity :  $(55 \pm 15) \% \text{RH}$

#### PROCEDURE USED :

This instrument was calibrated under procedure No. CLC-CPEE-08 based on ISO 16063-21 as calibration guideline.  
The calibration was performed by using Digital Multimeter, High Resolution Programmable Timer/Counter, Accelerometer and Measuring Amplifier which maintained by the Calibration Laboratory Co., Ltd.

#### REFERENCE STANDARD USED :

- Digital Multimeter, Wavetek Model 1281 S/N. 29320.
- High Resolution Programmable Timer/Counter, Philips Model PM6680B S/N. SM607101.
- Accelerometer with Measuring Amplifier, Bruel & Kjaer Model 8305, 2525 S/N. 397018, 2434988.

#### TRACEABILITY :

- The measurements are traceable to International System of Units (SI), through Aeronautical Radio of Thailand Ltd. Certificate No. 05-0207/21, Due Date 31 May 2023.
- The measurements are traceable to International System of Units (SI), through Aeronautical Radio of Thailand Ltd. Certificate No. 07-0001/22, Due Date 22 February 2023.
- The measurements are traceable to International System of Units (SI), through National Institute of Metrology (Thailand) Certificate No. AV-0009-22, Due Date 22 June 2023.

#### UNCERTAINTY :

The reported expanded uncertainty of measurement is stated as the standard uncertainty of measurement multiplied by the coverage factor  $k=2.00$  which for a normal distribution corresponds to a coverage probability of approximately 95 %.  
It has been evaluated according to the "Evaluation of the Uncertainty of Measurement in Calibration (EA-4/02 M:2022)"

Certificate No. Q23015869

F3-011-04/01-12

page 3 of 4

เอกสารไม่ควบคุม



## CALIBRATION LABORATORY CO., LTD.

2/10-11/14, 55 Soi Prasert Manukit 29 Yaek 4, Prasert Manukit Rd., Ladphrao, Bangkok 10230  
Tel. 02-578-0353-4 Fax: 02-578-2672 www.cai-laboratory.com E-mail: sale@cai-laboratory.com



#### CONDITION OF CALIBRATION ITEM : GOOD

MEASUREMENT RESULTS : (X) without adjustment ( ) adjustment

#### CALIBRATION DATA

##### 1. ACCELERATION RESULT

Test point		Mode	STD Reading	DUC Reading	Correction	Uncertainty
(g)	(frequency)		(g)	(g)	(g)	$\pm$ (% of rdg.)
0.3	50 Hz	peak	0.300	0.302	-0.002	1.9
0.4	50 Hz		0.400	0.404	-0.004	1.9
0.5	50 Hz		0.500	0.506	-0.006	1.3
0.6	50 Hz		0.600	0.608	-0.008	1.3
0.7	50 Hz		0.700	0.709	-0.009	1.3
0.3	100 Hz	peak	0.300	0.303	-0.003	1.9
0.4	100 Hz		0.400	0.405	-0.005	1.9
0.5	100 Hz		0.500	0.507	-0.007	1.3
0.6	100 Hz		0.600	0.609	-0.009	1.3
0.7	100 Hz		0.700	0.711	-0.011	1.3

##### 2. VELOCITY RESULT

Test point		Mode	STD Reading	DUC Reading	Correction	Uncertainty
(mm/s)	(frequency)		(mm/s)	(mm/s)	(mm/s)	$\pm$ (% of rdg.)
3	50 Hz	peak	3.000	3.032	-0.032	1.8
4	50 Hz		4.000	4.041	-0.041	1.8
5	50 Hz		5.000	5.057	-0.057	1.8
6	50 Hz		6.000	6.069	-0.069	1.8
7	50 Hz		7.000	7.081	-0.081	1.8
3	100 Hz	peak	3.000	3.040	-0.040	1.8
4	100 Hz		4.000	4.063	-0.063	1.8
5	100 Hz		5.000	5.071	-0.071	1.8
6	100 Hz		6.000	6.087	-0.087	1.8
7	100 Hz		7.000	7.099	-0.099	1.8

Certificate No. Q23015869

F3-011-04/01-12

page 3 of 4

เอกสารไม่ควบคุม







# CALIBRATION LABORATORY CO., LTD.

2/10-11,14,55 Soi Prasert Manukit 29 Yaek 4, Prasert Manukit Rd., Ladphrao, Bangkok 10230  
Tel. 02-578-0353-4 Fax: 02-578-2672 www.cal-laboratory.com E-mail:sale@cal-laboratory.com



## CALIBRATION DATA

### 3. DISPLACEMENT RESULT

Test point		Mode	STD Reading	DUC Reading	Correction	Uncertainty
( mm )	( frequency )		( mm )	( mm )	( mm )	± ( % of rdg. )
*0.03	50 Hz	peak	0.030	0.030	0.000	2.1
*0.04	50 Hz		0.040	0.040	0.000	1.7
*0.05	50 Hz		0.050	0.050	0.000	1.5
*0.06	50 Hz		0.060	0.061	-0.001	1.3
*0.07	50 Hz		0.070	0.071	-0.001	1.2
0.03	100 Hz	peak	0.030	0.030	0.000	2.1
0.04	100 Hz		0.040	0.040	0.000	1.7
0.05	100 Hz		0.050	0.050	0.000	1.5
0.06	100 Hz		0.060	0.061	-0.001	1.3
0.07	100 Hz		0.070	0.071	-0.001	1.2

Note. \* means Calibrations marked " Not ANAB Accredited " in this Certificate have been included for completeness.

The Scope of Accredited ANAB Certificate No. ACDM-2814 Version 008 Page 1 of 58

This report is valid for the above stated instrument/s only.

### End of Certificate ###

Certificate No. Q23015869

F3-011-04/01-12

page 4 of 4



เอกสารไม่ควบคุม

INNOVATIVE INSTRUMENT CALIBRATION LAB  
INNOVATIVE INSTRUMENT CO., LTD. HEAD OFFICE  
7/139 MOO 13, SOI SUNTINAKORN 11 TAMBON BANG KAE0.  
AMPHOE BANG PHI SAMUT PRAKAN PROVINCE 10540 THAILAND  
TEL: (66)0-2116-5860-1 FAX: (66)0-2116-7140



Page 1 of 2.

## Certificate of Calibration

### Customer

Name : UNITED ANALYST AND ENGINEERING CONSULTANT  
CO.,LTD.  
Address : 81 Soi Udomsuk 41, Sukhumvit Road, Bangchak,  
Prakanong, Bangkok 10260

Certificate No : 23-ACT-065  
Request No : Req-2023-0976

### Unit Under Calibration Details

Measurement item : Acoustic Calibrator Class : 2  
Manufacturer : LARSON DAVIS Range : 94 , 114 dB / 1000 Hz  
Model : CAL150 Instrument Status : Used  
Serial Number : 6458  
ID : UAE.EFM.056/2564

### Calibration Environment and Details

Temperature : ( 23 ± 2 °C )  
Humidity : ( 50 ± 20 %RH )  
Barometric Pressure : ( 1013 ± 10.0 hPa )  
Received Date : 9 May 2023  
Calibration Date : 12 May 2023  
Location of Calibration : LAB 1 Acoustic  
Calibration Procedure : In-house method CP-ACT-02 based on IEC 60942:2017 Electroacoustics - Sound calibrators

Reference Standard	Model	Serial Number	Traceable	Due Calibration
Sound Calibrator	SV 35A	58079	EEL	31 May 2023
THD Multimeter	2015	1047765	NIMT	31 January 2024

Traceability : This certificate provides traceability of measurement to recognized national standard, and to the realization of the international System of Units (SI).

### Note

The reported uncertainty is based on standard uncertainty multiplied by the Coverage Factor k=2, providing a level of confidence approximately 95 %.

Calibrated By :   
Mr. Noppadon Luangart  
Service Calibration Engineer

Approved By :   
Mr. Pacit Mathavorn  
Calibration Engineer Supervisor  
Issue Date : 12 May 2023

The results related only to the item calibrated. The certificate shall not be reproduced except in full, without written approval of the Innovative Instrument Co., Ltd.  
เอกสารไม่ควบคุม

INNOVATIVE INSTRUMENT CALIBRATION LAB  
INNOVATIVE INSTRUMENT CO., LTD. HEAD OFFICE  
7/139 MOO 13, SOI SUNTINAKORN 11 TAMBON BANG KAE0.  
AMPHOE BANG PHI SAMUT PRAKAN PROVINCE 10540 THAILAND  
TEL: (66)0-2116-5860-1 FAX: (66)0-2116-7140



Page 2 of 2.

Certificate No : 23-ACT-065  
Request No : Req-2023-0976

### Sound pressure level

### Calibration Results : Without Adjustment

Calibration Range (dB)	Without Adjustment (dB)		Adjustment (dB)		Uncertainty ( ± dB )	Acceptance limit Class 2 ( ± dB )
	Measured	Error	Measured	Error		
94 dB / 1000 Hz	93.91	-0.09	-	-	0.13	0.40
114 dB / 1000 Hz	113.96	-0.04	-	-	0.13	0.40

### Frequency of Sound pressure level

Calibration Range (Hz)	Without Adjustment		Adjustment		Uncertainty ( ± % )	Acceptance limit Class 2 ( ± % )
	Measured (Hz)	Error (%)	Measured (Hz)	Error (%)		
94 dB / 1000 Hz	1000.00	0.00	-	-	0.01	1.7
114 dB / 1000 Hz	1000.00	0.00	-	-	0.01	1.7

### Total Harmonic Distortion plus Noise of Sound pressure level (THD+N %)

Calibration Range (Hz)	Without Adjustment		Adjustment		Uncertainty ( ± % )	Acceptance limit Class 2 ( ± % )
	Measured (%)	Error (%)	Measured (%)	Error (%)		
94 dB / 1000 Hz	0.02	-	-	-	0.40	3.0
114 dB / 1000 Hz	0.23	-	-	-	0.40	3.0

### Note :

- Acceptance limit was IEC60942:2017 Class 1
- The calibration results exclude the calibrator pressure correction
- The calibration results exclude the microphone volume correction

End of Calibration

INNOVATIVE INSTRUMENT CALIBRATION LAB  
INNOVATIVE INSTRUMENT CO., LTD. HEAD OFFICE  
7/139 MOO 13, SOI SUNTINAKORN 11 TAMBON BANG KAE0.  
AMPHOE BANG PHI SAMUT PRAKAN PROVINCE 10540 THAILAND  
TEL: (66)0-2116-5860-1 FAX: (66)0-2116-7140



Page:1/6

## Certificate of Calibration

### Customer

Name : UNITED ANALYST AND ENGINEERING CONSULTANT CO.,LTD.  
Address : 81 Soi Udomsuk 41, Sukhumvit Road, Bangchak, Prakanong, Bangkok  
10260

Certificate No : 22-ACT-103  
Request No : Req-2022-0230

### Unit Under Calibration Details

Measurement item : Sound Level Meter Microphone Class : 2  
Manufacturer : LARSON DAVIS Microphone Model : 375A04  
Model : LxT2 Microphone S/N : 328668  
Serial Number : 0005402 Preamplifier Model : PRMLxT2C  
ID : UAE.EFM.038/2564 Preamplifier S/N : 071540  
Resolution : 0.1 dB Instrument Status : Used

### Calibration Environment and Details

Temperature : 23 °C ± 2 °C  
Humidity : 50 %RH ± 20 %RH  
Barometric Pressure : 1013 hPa ± 10 hPa  
Received Date : 31 January 2022  
Calibrated Date : 11 February 2022  
Calibration Procedure : In-house method CP-SLM-01 based on IEC 61672-3 : 2013 Electroacoustics - Sound level meters - Part 3: Periodic tests  
Location of Calibration : Lab Acoustic

### Reference Standard

Instrument	Brand	Model	SN.	Due calibration	Traceability
Standard Microphone	GRAS	40AN	188273	15 September 2022	GRAS
Multifrequency Calibrator	Quest	Quest-cal	EFA000234	14 June 2022	TSI
Audio Generator	SvanteK	Svan401	131	18 October 2022	WK Electric

### Note

The reported uncertainty is based on standard uncertainty multiplied by the Coverage Factor k = 2, providing a level of confidence approximately 95 %.

Calibrated By :   
Mr. Noppadon Luangart  
Calibration Officer

Approved By :   
Mr. Pacit Mathavorn  
Calibration Engineer Supervisor  
Issue Date : 11 February 2022

The results related only to the item calibrated. The certificate shall not be reproduced except in full, without written approval of the Innovative Instrument Co., Ltd.

FM-708-SLM-01 Rev.0 Issue date 01/07/18

เอกสารไม่ควบคุม

เอกสารไม่ควบคุม







Certificate No : 22-ACT-103  
Request No : Req-2022-0230

#### 12. Overload indication

UUC Setting	Measured	UNCERTAINTY	Acceptance
FAST / A / 37-139	UUC	Limit	
STD Setting	(dB)	( ± dB)	( ± dB)
Positive one-half cycle	142.2		
Negative one-half cycle	142.3		
Deviated	-0.1	0.2	1.5

#### 13. High Level Stability

UUC Setting	Measured	UNCERTAINTY	Acceptance
FAST / A / 37-139	UUC	Limit	
STD Setting	(dB)	( ± dB)	( ± dB)
Initial	138.0		
Final	138.0		
Deviated	0.0	0.1	0.3

End of Certificate

The results related only to the item calibrated. The certificate shall not be reproduced except in full, without written approval of the Innovative Instrument Co., Ltd

FM-708-SLM-01 Rev.0 Issue date 01/07/15

เอกสารไม่ควบคุม

Jiranatee Associates Co.,Ltd  
63/54-15, 67/35-36  
Pothasarn 7/71, Rd. Watthapra, Bangkokyai,  
Bangkok 10600(Thailand)  
Tel: +66(0)860812  
Mobile: +66(0)399453  
E-mail: jnac-calibration@jiranatee.com  
Web site: www.jiranatee.com

Accredited calibration laboratory  
ISO/IEC 17025:2017  
MSC-751-715.17025  
CALIBRATION 0367

Flow measurement laboratory  
Calibration services department.

## CERTIFICATE OF CALIBRATION

Certificate No. : CL-011-65

Page 1 of 2 Pages

MEASUREMENT ITEM : Top Load Orifice  
MANUFACTURER : TISCH  
MODEL/TYPER : TE-5025A  
SERIAL NUMBER : 3540  
ID NUMBER : UAE.EFM.176/2561  
CONDITION AS-RECEIVED : Used item  
CUSTOMER : United Analyst and Engineering Consultant Co.,Ltd.  
81 Soi Udomsuk 41, Sukhumvit Road, Bangkok, Phrakhanong,  
Bangkok 10260

RECEIVED DATE : 25 Oct 2022  
MEASUREMENT DATE : 31 Oct 2022  
ISSUE DATE : 02 Nov 2022

#### ENVIRONMENTAL CONDITIONS:

Ambient condition in the laboratory are as follow:  
Temperature : 23.0 ± 3.0 °C  
Relative Humidity : 55.0 ± 15.0 %RH  
Atmospheric Pressure : 1010 ± 10 hPa

#### CALIBRATION CONDITION:

Preconditioning : 24 hours at ambient conditions.  
Measurement Condition : The average values during measurement are 24.5 °C and 61.0%RH.

#### TABULATION OF RESULTS:

The table on next page give the measured values.

Calibration procedure:  
The Orifice gas flow device was calibrated against  
Standard Rotary Displacement Meter (Roots  
Meter) Model G65/MC/W2-dp. The WUC-004  
was used as a calibration guideline.

Traceability:  
This certificate provides a traceability of The  
measurement to recognition of the national  
standards and to realization of the international  
system of units (SI) through the VSL (National  
Metrology Institute of Netherlands) via Certificate  
number: 02211501

Uncertainty of Measurement:  
The reported uncertainty of measurement is based  
on the standard uncertainty multiplied by a  
coverage factor k=2, Which for a normal  
distribution corresponds to a coverage probability  
of approximately 95%. The standard uncertainty  
has been determined in accordance with the GUM  
Evaluation of measurement  
data - Guide to the expression of uncertainty in  
measurement

Calibrated by:

☒ Mr. Siravit Thachalad  
☐ Miss Jitraporn Lertsomphol



Approved signatory:

Mr. Parinya Booncharoen  
Calibration Department Manager

THIS CERTIFICATE REPORT MAY NOT BE REPRODUCED EXCEPT IN FULL UNLESS PERMISSION FOR REPRODUCTION IS GRANTED IN WRITING FROM THE LABORATORY

เอกสารไม่ควบคุม

Continuation of Certificate of Calibration Number CL-011-65

Page 2 of 2 Pages

#### MEASUREMENT RESULTS:

The Orifice gas flow device was calibrated by direct comparison method with the Standard Rotary Displacement Meter (Roots Meter). The Humid air was used as a medium in the system. The standard conditions are 25°C (298.15 K) and 760 mmHg for standard temperature and standard pressure respectively.

Table 1: The results of Q Standard calibration data

Plate	Flow rate m <sup>3</sup> /min	Pressure [Pa] mmHg	Temperature [Ta] °C	Temperature [Tm] °C	Ap_meter mmHg	Ap_Orifice inH <sub>2</sub> O	γ	Standard Flow [Qs] m <sup>3</sup> /min
1	0.702	758.204	24.560	23.900	57.190	1.568	1.252	0.650
2	0.999	758.182	24.620	24.010	60.852	3.088	1.101	0.920
3	1.119	758.204	24.550	23.960	40.965	4.167	2.041	1.060
4	1.169	758.228	24.540	24.060	30.007	4.728	2.174	1.124
5	1.419	758.202	24.720	24.250	28.776	7.044	2.652	1.366

Slope (m): 1.96180  
Intercept (b): -0.03332  
Correlation coefficient (r): 0.99914  
Uncertainty (k=2): 0.017 m<sup>3</sup>/min

Table 2: The results of Q actual calibration data

Plate	Flow rate m <sup>3</sup> /min	Pressure [Pa] mmHg	Temperature [Ta] °C	Temperature [Tm] °C	Ap_meter mmHg	Ap_Orifice inH <sub>2</sub> O	γ	Standard Flow [Qs] m <sup>3</sup> /min
1	0.702	758.204	24.560	23.900	57.190	1.568	0.785	0.651
2	0.999	758.182	24.620	24.010	60.852	3.088	1.101	0.920
3	1.119	758.204	24.550	23.960	40.965	4.167	1.279	1.060
4	1.169	758.228	24.540	24.060	30.007	4.728	1.362	1.124
5	1.419	758.202	24.720	24.250	28.776	7.044	1.664	1.368

Slope (m): 1.22877  
Intercept (b): -0.02091  
Correlation coefficient (r): 0.99914  
Uncertainty (k=2): 0.018 m<sup>3</sup>/min

\*\*\*End of Certificate of Calibration\*\*\*



เอกสารไม่ควบคุม



TECHNOLOGY PROMOTION ASSOCIATION (THAILAND-JAPAN)  
CORPORATE SERVICES 3: EQUIPMENT CALIBRATION AND TESTING SERVICES  
534/4 PATTANAKARN ROAD SOI 18, SUANLUANG, SUANLUANG, BANGKOK 10250  
TEL. 0-2717-3000-24 FAX. 0-2719-9484

## Certificate of Calibration

Certificate No. : 23P1401  
Page : 1 of 2

Equipment : U-Tube Manometer  
Manufacturer : Dwyer  
Model : 1221-36-W/M  
Serial No. : -  
ID No. : UAE.EFM.022/2560

Condition As-Received: Used Item  
Received Date: 26 April 2023  
Calibration Date: 09 May 2023

Reference: 2304-0703WSC  
Ambient Temperature: ( 23 ± 2 ) °C  
Relative Humidity: ( 50 ± 15 ) %  
Atmospheric Pressure: 1010 mbar

Submitted by: United Analyst and Engineering Consultant Co.,Ltd.

81 Soi Udomsuk 41, Sukhumvit Road, Bangkok,  
Phrakhanong, Bangkok 10260

Procedure used: The calibration was conducted by direct comparison method against Pressure Measuring Instruments Standard according to in-house calibration procedure CP-P04, using " DKD-R 6-1; Calibration of Pressure Gauges, Edition 03/2014 " as a guidelines.

#### Condition of this result of calibration

1.Reference standards instruments :

Instrument	Model	Serial No.	Certificate No.	Due Date
1) Pressure Calibrator	PC106P	1189	MP-0137-22	24 Aug 2023

2.This result of calibration was made on requested at the point specified by customer.

3.Scale and conversion factor is 1 kPa = 4.0146293 inH<sub>2</sub>O

4.This instrument was used clean air and oil as pressure media.

5.This instrument was calibrated by applied pressure to high-port (+) side and low-port (-) side open to atmospheric pressure.

6.This instrument was installed in vertical orientation and top of the pressure port was used as the reference level.

7.The certificate is valid only to the item calibrated on date and place of calibration.

8.This Certification is traceable to the International System of Unit maintained through:-

-National Institute of Metrology Thailand (NIMT)

Calibrated by : Suwit Aussanee  
Issue Date : 11 May 2023

Approved Signatory :

Attaporn P.  
[ ] Phalinee Prabpaipal  
[ ] Sura Suwannasri  
[x] Attaporn Panurach

เอกสารไม่ควบคุม

B 0314241





Cert.No.: 23P1401  
Page: 2 of 2

Result of calibration:- Without adjustment  
Function:- Pressure Measurement  
Increasing Pressure

Range: 0 inH<sub>2</sub>O to 36 inH<sub>2</sub>O  
Scale Interval: 0.1 inH<sub>2</sub>O (The Fifth Estimate)

UUC Indication				
Applied Pressure (inH <sub>2</sub> O)	High-port side (inH <sub>2</sub> O)	Low-port side (inH <sub>2</sub> O)	ΔP (inH <sub>2</sub> O)	Error (inH <sub>2</sub> O)
0.00	0.00	0.00	0.00	0.00
2.00	1.00	-0.98	1.98	-0.02
4.00	2.00	-1.98	3.98	-0.02
6.00	3.00	-2.98	5.98	-0.02
8.00	4.00	-3.98	7.98	-0.02
10.00	5.00	-4.98	9.98	-0.02
12.00	6.00	-6.00	12.00	0.00
14.00	7.00	-7.00	14.00	0.00
16.00	8.00	-8.00	16.00	0.00
18.00	9.00	-9.00	18.00	0.00
20.00	10.00	-10.00	20.00	0.00
22.00	11.00	-11.00	22.00	0.00
24.00	12.00	-12.00	24.00	0.02
26.00	13.00	-13.00	26.00	0.02
28.00	14.00	-14.00	28.00	0.02
30.00	15.00	-15.00	30.00	0.04
32.00	16.00	-16.00	32.00	0.04
34.00	17.00	-17.00	34.00	0.02
35.80	18.00	-17.96	35.96	0.16

The uncertainty of measurement was  $\pm 0.11$  inH<sub>2</sub>O

\* UUC = Unit Under Calibration

\* ΔP = High-port side - Low-port side

The reported uncertainty of measurement was based on a standard uncertainty multiplied by a coverage factor  $k = 2$ , providing a level of confidence of approximately 95 %.

-000-

Attapol P.

เอกสารไม่ควบคุม  
a 1160340



TECHNOLOGY PROMOTION ASSOCIATION (THAILAND-JAPAN)  
CORPORATE SERVICES 3: EQUIPMENT CALIBRATION AND TESTING SERVICES  
534/4 PATTANAKARN ROAD SOI 18, SUANLUANG, SUANLUANG, BANGKOK 10250  
TEL. 0-2717-3000-24 FAX. 0-2719-9484



## Certificate of Calibration

Certificate No.: 23P1855  
Page: 1 of 2

Equipment: Aneroid Barometer

Manufacturer: Barigo

Model: -

Serial No.: -

ID No.: UAE/ANV.122/2550

Condition As-Received: Used Item

Received Date: 26 May 2023

Calibration Date: 02 June 2023

Reference: 2305-0919WSC

Ambient Temperature: (  $23 \pm 2$  ) °C

Relative Humidity: (  $50 \pm 15$  ) %

Atmospheric Pressure: 1007 mbar

This certificate may not be reproduced other than in full,  
except with the prior written approval of the head of  
Corporate Services 3: Equipment Calibration and Testing Services.

Submitted by: United Analyst and Engineering Consultant Co.,Ltd.

81 Soi Udomsuk 41, Sukhumvit Road,  
Bangchak, Phrakhanong, Bangkok 10260

Procedure used: The calibration was conducted by direct comparison method against Pressure Measuring Instruments  
Standard according to in-house calibration procedure CP-P10, using "DKD-R 6-1"; Calibration of Pressure  
Gauges, Edition 03/2014 " as a guidelines.

### Condition of this result of calibration

1. Reference standards instruments:

Instrument	Model	Serial No.	Certificate No.	Due Date
1) Standard Barometer	DPI142	1422505048	MP-0094-23	03 May 2024
2. This instrument was installed in vertical orientation and center of the dial was used as the reference level.				
3. This result of calibration was made on requested at the point specified by customer.				
4. This result of calibration instrument was in absolute pressure.				
5. This instrument was used clean air as pressure media.				
6. The certificate is valid only to the item calibrated on date and place of calibration.				
7. This Certification is traceable to the International System of Unit maintained through:-				
-National Institute of Metrology Thailand (NIMT)				

Calibrated by: Suksan Khankaew  
Issue Date: 08 June 2023

Approved Signatory: Attapol P.  
[ ] Phalinee Prabpaipal  
[ ] Sura Suwannasri  
[x] Attapol Panurach

เอกสารไม่ควบคุม  
B 0316955



Cert.No.: 23P1855  
Page: 2 of 2

Result of calibration:- Without adjustment  
Function:- Absolute Pressure Measurement  
Increasing Pressure

Range: 960 hPa to 1030 hPa  
Scale Interval: 1 hPa ( The Fifth Estimate )

Applied Pressure (hPa)	958.50	969.59	980.35	990.39	1001.01	1011.15	1020.94	1031.45
UUC* Indication (hPa)	960.0	970.0	980.0	990.0	1000.0	1010.0	1020.0	1030.0
Error (hPa)	1.50	0.41	-0.35	-0.39	-1.01	-1.15	-0.94	-1.45

Decreasing Pressure	Applied Pressure (hPa)	1031.45	1021.61	1012.16	1002.38	992.17	982.20	970.69	959.32
UUC* Indication (hPa)	1030.0	1020.0	1010.0	1000.0	990.0	980.0	970.0	960.0	
Error (hPa)		-1.45	-1.61	-2.16	-2.38	-2.17	-2.20	-0.69	0.68

The uncertainty of measurement was  $\pm 0.30$  hPa

\* UUC = Unit Under Calibration

The reported uncertainty of measurement was based on a standard uncertainty multiplied by a coverage factor  $k = 2$ , providing a level of confidence of approximately 95 %.

-000-

Attapol P.

เอกสารไม่ควบคุม  
a 1165504



TECHNOLOGY PROMOTION ASSOCIATION (THAILAND-JAPAN)  
CORPORATE SERVICES 3: EQUIPMENT CALIBRATION AND TESTING SERVICES  
534/4 PATTANAKARN ROAD SOI 18, SUANLUANG, SUANLUANG, BANGKOK 10250  
TEL. 0-2717-3000-24 FAX. 0-2719-9484



## Certificate of Calibration

Certificate No.: 23H1201  
Page: 1 of 2

Equipment: Dial Thermo-Hygrometer

Manufacturer: Barigo

Model: -

Serial No.: -

ID No.: UAE/EMA2.014/2555

Condition As-Received: Used Item

Received Date: 26 May 2023

Calibration Date: 30 May 2023  
to 06 June 2023

Reference: 2305-0919WSC

Ambient Temperature: (  $25 \pm 3$  ) °C

Relative Humidity: (  $50 \pm 20$  ) %

This certificate may not be reproduced other than in full,  
except with the prior written approval of the head of  
Corporate Services 3: Equipment Calibration and Testing Services.

Submitted by: United Analyst and Engineering Consultant Co.,Ltd.

81 Soi Udomsuk 41, Sukhumvit Road,  
Bangchak, Phrakhanong, Bangkok 10260

Procedure used: Calibration were conducted using in-house calibration procedure CP-H02 according to comparison  
with standard chilled mirror sensor for humidity measurement function and comparison with standard  
temperature probe for temperature measurement function into humidity / temperature chamber.

### Condition of this result of calibration

1. Reference standards instruments:

Instrument	Model	Serial No.	Certificate No.	Due Date
1) Hygro-M2 Dew Point Monitor	5112	2360195	20703	02 Aug 2023
2) Handheld Thermometer With Sensor	1523	3240076	231305	15 Mar 2024

2. The certificate is valid only to the item calibrated on date and place of calibration.

3. This Certification is traceable to the International System of Unit maintained through:-

-National Institute of Standards and Technology (NIST), The United States of America

-Technology Promotion Association (Thailand-Japan), NSC-ONSC Accredited No. Calibration 0008

Calibrated by: Somchai Duimwor  
Issue Date: 07 June 2023

Approved Signatory: [x] Chakrit Waeewwanjua  
[ ] Ponthippa Tameyakul  
[ ] Viporn Tantiyawutti

เอกสารไม่ควบคุม  
B 0316275









# THAI METEOROLOGICAL DEPARTMENT

4353 Sukhumvit, Bangna, Bangkok 10260 Tel. 081-454-2804, 0-2399-0469

## The Result of Calibration

Certification No. 164/23

17 April, 2023

Page : 4 of 5

Standard Barometer Pressure (mmHg)	Tested Barometer Pressure (mmHg)	Correction (mmHg)
758.73	759	-0.27
758.54	758	0.54
758.07	758	0.07
757.78	758	-0.22
755.47	756	-0.53
755.76	756	-0.24
756.33	756	0.33
756.05	756	0.05
756.30	756	0.30
755.97	756	-0.03
756.11	756	0.11
756.38	756	0.38
756.52	756	0.52
757.06	757	0.06
757.32	757	0.32
757.44	757	0.44
757.49	757	0.49
757.70	758	-0.30
757.82	758	-0.18
755.50	756	-0.50

Average

0.07

Calibrated by :   
Mr. Watcharapol Subwat  
Mechanical Engineer

Calibration & Test Section  
Meteorological Instruments Bureau

เอกสารไม่ควบคุม



# THAI METEOROLOGICAL DEPARTMENT

4353 Sukhumvit, Bangna, Bangkok 10260 Tel. 081-454-2804, 0-2399-0469

## The Result of Calibration

Certification No. 164/23

17 April, 2023

Page : 5 of 5

Standard Temp. °C	Temperature Sensor Reading	
	Reading °C	Correction °C
45.26	45.4	-0.14
30.18	30.2	-0.02
16.32	16.3	0.02

Calibrated by :   
Mr. Watcharapol Subwat  
Mechanical Engineer



เอกสารไม่ควบคุม



## CALIBRATION LABORATORY Co., LTD.

2/10-11, 14, 55 Soi Prasert Manukit 29 Yaek 4, Prasert Manukit Rd., Ladphrao, Bangkok 10230  
Tel. 02-578-0353-4 Fax: 02-578-2672 www.cai-laboratory.com E-mail: sale@cai-laboratory.com



## CERTIFICATE OF CALIBRATION

### FOR

NOMENCLATURE : VIBRATION METER  
MANUFACTURER : INSTANTEL  
MODEL / TYPE : 721A2601/721A3301  
SERIAL NO. : UM14466/UM14466  
CLID. NO. : 252000053  
JOB CONTROL NO. : 230221019600

CUSTOMER : UNITED ANALYST AND ENGINEERING CONSULTANT CO., LTD.  
81 SOI UDOMSUK 41, SUKHUMVIT ROAD,  
BANGCHAK, PHRAKHANONG, BANGKOK 10260

DATE OF RECEIVED : 21 February 2023

DATE OF ISSUED : 24 February 2023

Report of calibration screening must not be taken in part. Except complete. Without the approval of the Calibration Laboratory Co., Ltd.

Calibrated By : Suwit Phuanbusabong  
Calibration Engineer

Approved By : Mongkol Yotsontorn  
Authorized Signatory  
24 February 2023



This Calibration Certificate documents the traceability to national standards, which realize the units of measurement according to the International System of Units (SI)

Certificate No. Q23019600  
F3-011-04/01-12

page 1 of 4

เอกสารไม่ควบคุม



## CALIBRATION LABORATORY Co., LTD.

2/10-11, 14, 55 Soi Prasert Manukit 29 Yaek 4, Prasert Manukit Rd., Ladphrao, Bangkok 10230  
Tel. 02-578-0353-4 Fax: 02-578-2672 www.cai-laboratory.com E-mail: sale@cai-laboratory.com



## REPORT OF CALIBRATION

### FOR

NOMENCLATURE : VIBRATION METER  
MANUFACTURER : INSTANTEL  
MODEL / TYPE : 721A2601/721A3301  
SERIAL NO. : UM14466/UM14466  
DATE OF CALIBRATION : 22 February 2023

### ENVIRONMENT CONDITIONS :

Temperature :  $(23 \pm 2) ^\circ\text{C}$  Relative Humidity :  $(55 \pm 15) \% \text{RH}$

### PROCEDURE USED :

This instrument was calibrated under procedure No. CLC-CPEE-08 based on ISO 16063-21 as calibration guideline.  
The calibration was performed by using Digital Multimeter, High Resolution Programmable Timer/Counter, Accelerometer and Measuring Amplifier which maintained by the Calibration Laboratory Co., Ltd.

### REFERENCE STANDARD USED :

- Digital Multimeter, Wavetek Model 1281 S/N. 29320.
- High Resolution Programmable Timer/Counter, Philips Model PM6680B S/N. SM607101.
- Accelerometer with Measuring Amplifier, Bruel & Kjaer Model 8305, 2525 S/N. 397018, 2434988.

### TRACEABILITY :

- The measurements are traceable to International System of Units (SI), through Aeronautical Radio of Thailand Ltd. Certificate No. 05-0207/21, Due Date 31 May 2023.
- The measurements are traceable to International System of Units (SI), through Aeronautical Radio of Thailand Ltd. Certificate No. 07-0001/22, Due Date 22 February 2023.
- The measurements are traceable to International System of Units (SI), through National Institute of Metrology (Thailand) Certificate No. AV-0009-22, Due Date 22 June 2023.

### UNCERTAINTY :

The reported expanded uncertainty of measurement is stated as the standard uncertainty of measurement multiplied by the coverage factor  $k = 2.00$  which for a normal distribution corresponds to a coverage probability of approximately 95 %.  
It has been evaluated according to the "Evaluation of the Uncertainty of Measurement in Calibration (EA-4/02 M:2022)"

Certificate No. Q23019600  
F3-011-04/01-12

page 2 of 4

เอกสารไม่ควบคุม







CONDITION OF CALIBRATION ITEM : GOOD

MEASUREMENT RESULTS : (X) without adjustment ( ) adjustment

## CALIBRATION DATA

## 1. ACCELERATION RESULT

Test point		Mode	STD Reading (g)	DUC Reading (g)	Correction (g)	Uncertainty ± (% of rdg.)
(g)	(frequency)					
0.3	50 Hz	peak	0.300	0.302	-0.002	1.9
0.4	50 Hz		0.400	0.402	-0.002	1.9
0.5	50 Hz		0.500	0.503	-0.003	1.3
0.6	50 Hz		0.600	0.603	-0.003	1.3
0.7	50 Hz		0.700	0.704	-0.004	1.3
0.3	100 Hz	peak	0.300	0.299	+0.001	1.9
0.4	100 Hz		0.400	0.398	+0.002	1.9
0.5	100 Hz		0.500	0.498	+0.002	1.3
0.6	100 Hz		0.600	0.597	+0.003	1.3
0.7	100 Hz		0.700	0.697	+0.003	1.3

## 2. VELOCITY RESULT

Test point		Mode	STD Reading (mm/s)	DUC Reading (mm/s)	Correction (mm/s)	Uncertainty ± (% of rdg.)
(mm/s)	(frequency)					
3	50 Hz	peak	3.000	3.033	-0.033	1.8
4	50 Hz		4.000	4.041	-0.041	1.8
5	50 Hz		5.000	5.051	-0.051	1.8
6	50 Hz		6.000	6.063	-0.063	1.8
7	50 Hz		7.000	7.074	-0.074	1.8
3	100 Hz	peak	3.000	2.997	+0.003	1.8
4	100 Hz		4.000	3.994	+0.006	1.8
5	100 Hz		5.000	4.989	+0.011	1.8
6	100 Hz		6.000	5.983	+0.017	1.8
7	100 Hz		7.000	6.981	+0.019	1.8

Certificate No. Q23019600

F3-011-04/01-12

page 3 of 4



เอกสารไม่ควบคุม

Certificate No. Q23019600

F3-011-04/01-12

page 4 of 4



เอกสารไม่ควบคุม

## CALIBRATION DATA

## 3. DISPLACEMENT RESULT

Test point		Mode	STD Reading (mm)	DUC Reading (mm)	Correction (mm)	Uncertainty ± (% of rdg.)
(mm)	(frequency)					
*0.03	50 Hz	peak	0.030	0.030	0.000	2.1
*0.04	50 Hz		0.040	0.040	0.000	1.7
*0.05	50 Hz		0.050	0.050	0.000	1.5
*0.06	50 Hz		0.060	0.061	-0.001	1.5
*0.07	50 Hz		0.070	0.071	-0.001	1.2
0.03	100 Hz	peak	0.030	0.030	0.000	2.1
0.04	100 Hz		0.040	0.040	0.000	1.7
0.05	100 Hz		0.050	0.050	0.000	1.5
0.06	100 Hz		0.060	0.059	+0.001	1.3
0.07	100 Hz		0.070	0.069	+0.001	1.2

Note: \* means Calibrations marked "Not ANAB Accredited" in this Certificate have been included for completeness.

The Scope of Accredited ANAB Certificate No. ACDM-2014 Version 008 Page 1 of 58

This report is valid for the above stated instrument/s only.

### End of Certificate ###



Page 1 of 2.

## Certificate of Calibration

## Customer

Name : UNITED ANALYST AND ENGINEERING CONSULTANT  
CO.,LTD.  
Address : 81 Soi Udomsuk 41, Sukhumvit Road, Bangchak,  
Prakanong, Bangkok 10260Certificate No : 23-ACT-068  
Request No : Req-2023-0981

## Unit Under Calibration Details

Measurement item : Acoustic Calibrator  
Manufacturer : LARSON DAVIS  
Model : CAL150  
Serial Number : 6855  
ID : UAE.EFM.046/2566Class : 2  
Range : 94, 114 dB / 1000 Hz  
Instrument Status : Used

## Calibration Environment and Details

Temperature : (23 ± 2 °C)  
Humidity : (50 ± 20 %RH)  
Barometric Pressure : (1013 ± 10.0 hPa)  
Received Date : 9 May 2023  
Calibration Date : 12 May 2023  
Location of Calibration : LAB 1 Acoustic  
Calibration Procedure : In-house method CP-ACT-02 based on IEC 60942:2017 Electroacoustics - Sound calibrators

Reference Standard	Model	Serial Number	Traceable	Due Calibration
Sound Calibrator	SV 35A	58079	EEL	31 May 2023
THD Multimeter	2015	1047765	NIMT	31 January 2024

Traceability : This certificate provides traceability of measurement to recognized national standard, and to the realization of the international System of Units (SI).

## Note

The reported uncertainty is based on standard uncertainty multiplied by the Coverage Factor k=2, providing a level of confidence approximately 95 %.

Calibrated By :   
Mr. Noppadon Luangart  
Service Calibration EngineerApproved By :   
Mr. Pacit Mathavorn  
Calibration Engineer Supervisor

Issue Date : 12 May 2023



Page 2 of 2.

Certificate No : 23-ACT-068

Request No : Req-2023-0981

## Sound pressure level

## Calibration Results : Without Adjustment

Calibration Range (dB)	Without Adjustment (dB)		Adjustment (dB)		Uncertainty (± dB)	Acceptance limit Class 2 (± dB)
	Measured	Error	Measured	Error		
94 dB / 1000 Hz	93.82	-0.18	-	-	0.13	0.40
114 dB / 1000 Hz	113.84	-0.16	-	-	0.13	0.40

## Frequency of Sound pressure level

Calibration Range (Hz)	Without Adjustment		Adjustment		Uncertainty (± %)	Acceptance limit Class 2 (± %)
	Measured (Hz)	Error (%)	Measured (Hz)	Error (%)		
94 dB / 1000 Hz	1000.00	0.00	-	-	0.01	1.7
114 dB / 1000 Hz	1000.00	0.00	-	-	0.01	1.7

## Total Harmonic Distortion plus Noise of Sound pressure level (THD+N %)

Calibration Range (Hz)	Without Adjustment	Adjustment	Uncertainty ( ± %)	Acceptance limit Class 2 ( ± %)
	Measured (%)	Measured (%)		
94 dB / 1000 Hz	0.09	-	0.40	3.0
114 dB / 1000 Hz	0.24	-	0.40	3.0

## Note :

- Acceptance limit was IEC60942:2017 Class 1
- The calibration results exclude the calibrator pressure correction
- The calibration results exclude the microphone volume correction

End of Calibration

## Certificate of Calibration

### Customer

Name : UNITED ANALYST AND ENGINEERING CONSULTANT CO.,LTD.  
Address : 81 Soi Udomsak 41, Sukhumvit Road, Bangchak, Prakanong, Bangkok  
10260

Certificate No : 22-ACT-247  
Request No : Req-2022-0627

### Unit Under Calibration Details

Measurement item : Sound Level Meter  
Manufacturer : LARSON DAVIS  
Model : LxT2  
Serial Number : 0005395  
ID : UAE.EFM.032/2564  
Resolution : 0.1 dB  
Microphone Class : 2  
Microphone Model : 375A04  
Microphone S/N : 329355  
Preamplifier Model : PRMLX2TC  
Preamplifier S/N : 073797  
Instrument Status : Used

### Calibration Environment and Details


Temperature : 23 °C ± 2 °C  
Humidity : 50 %RH ± 20 %RH  
Barometric Pressure : 1013 hPa ± 10 hPa  
Received Date : 23 March 2022  
Calibrated Date : 1 April 2022  
Calibration Procedure : In-house method CP-SLM-01 based on IEC 61672-3 : 2013 Electroacoustics - Sound level meters - Part 3: Periodic tests  
Location of Calibration : Lab Acoustic


### Reference Standard

Instrument	Brand	Model	SN.	Due calibration	Traceability
Standard Microphone	GRAS	40AN	188273	15 September 2022	GRAS
Multifrequency Calibrator	Quest	Quest-cal	EFA000234	14 June 2022	TSI
Audio Generator	SvanteK	Svan401	131	18 October 2022	WK Electric

### Note

The reported uncertainty is based on standard uncertainty multiplied by the Coverage Factor  $k = 2$ , providing a level of confidence approximately 95 %.

Calibrated By :   
Mr. Noppadon Luangart  
Calibration Officer

Approved By :   
Mr. Pacit Mathavorn  
Calibration Engineer Supervisor  
Issue Date : 1 April 2022

The results related only to the item calibrated. The certificate shall not be reproduced except in full, without written approval of the Issuing Party (Innovative Instrument Co., Ltd.)  
เอกสารไม่ควบคุม

Certificate No : 22-ACT-247

Request No : Req-2022-0627

### 1. Indication at the calibration check frequency

UUC Setting	Nominal	Before Adjust		Adjust		UNCERTAINTY (± dB)	Acceptance Limit (± dB)
		UUC (dB)	ERR (dB)	UUC (dB)	ERR (dB)		
FAST / A / 37-139							
Calibrator Setting							
1000 Hz 114.00 dB	113.85	113.8	-0.05	113.9	0.05	0.20	0.3

Note : Absolute sensitivity was established by the use of Sound Calibrator Brand SVANTEK, Model SV 35A, SN.58079

### 2. Self-generated noise, Microphone installed

UUC Setting	Measured (dB)	UNCERTAINTY (± dB)
FAST / 37-139		
UUC Weighting		
A	28.4	0.10

### 3. Self-generated noise, Microphone replaced by the electrical input signal device

UUC Setting	Measured (dB)	UNCERTAINTY (± dB)
FAST / 37-139		
UUC Weighting		
A	28.1	0.10
C	27.7	0.10
Z	32.0	0.10

### 4. Acoustic signal test of frequency weightings (Without Windscreen)

UUC Setting	Deviation from various Frequency Weighting Response curve			UNCERTAINTY (± dB)	Acceptance Limit (± dB)
	A	C	Z		
FAST / 37-139					
STD Setting	(dB)	(dB)	(dB)		
125 Hz	0.0	0.1	0.1	0.50	2.0
1000 Hz	0.0	0.0	0.0	0.60	1.0
4000 Hz	0.4	0.5	0.5	0.60	3.0
8000 Hz	0.2	0.1	0.3	0.70	5.0

The results related only to the item calibrated. The certificate shall not be reproduced except in full, without written approval of the Issuing Party (Innovative Instrument Co., Ltd.)  
เอกสารไม่ควบคุม

Certificate No : 22-ACT-247

Request No : Req-2022-0627

### 5. Electrical signal test of frequency weightings, Weighting network response with relative to 1 kHz

UUC Setting	Deviation from various Frequency Weighting Response curve			UNCERTAINTY (± dB)	Acceptance Limit (± dB)
	A (dB)	C (dB)	Z (dB)		
FAST / 37-139					
STD Setting	(dB)	(dB)	(dB)		
63 Hz	-0.2	-0.1	-0.1	0.2	2.0
125 Hz	-0.1	0.0	0.0		1.5
250 Hz	-0.1	0.0	0.0		1.5
500 Hz	-0.1	0.0	0.0		1.5
1000 Hz	0.0	0.0	0.0		1.0
2000 Hz	0.0	0.0	0.0		2.0
4000 Hz	0.0	0.0	0.0		3.0
8000 Hz	-0.1	-0.1	0.0		5.0
16000 Hz	-0.1	-0.1	-0.1		+5, -INF.

### 6. Frequency and time weightings at 1kHz

UUC Setting	STD REF	Measured		UNCERTAINTY (± dB)	Acceptance Limit (± dB)
		UUC (dB)	ERR (dB)		
FAST / 37-139					
UUC Weighting	(dB)	(dB)	(dB)		
A	114.00	114.0	0.0	0.2	0.2
C	114.00	114.0	0.0		0.2
Z	114.00	114.0	0.0		0.2

UUC Setting	STD REF	Measured		UNCERTAINTY (± dB)	Acceptance Limit (± dB)
		UUC (dB)	ERR (dB)		
37-139 / A					
UUC Time Response	(dB)	(dB)	(dB)		
Fast	114.00	114.0	0.0	0.2	0.1
Slow	114.00	114.0	0.0		0.1
Leq	114.00	114.0	0.0		0.1

The results related only to the item calibrated. The certificate shall not be reproduced except in full, without written approval of the Issuing Party (Innovative Instrument Co., Ltd.)  
เอกสารไม่ควบคุม

Certificate No : 22-ACT-247

Request No : Req-2022-0627

### 7. Long Term Stability

UUC Setting	Measured	UNCERTAINTY (± dB)	Acceptance Limit (± dB)
FAST / A / 37-139	UUC (dB)		
Initial	114.0	0.1	0.3
Final	114.0		
Deviated	0.0		

### 8. Level linearity on the reference level range

UUC Setting	Anticipated REF	Deviation		UNCERTAINTY (± dB)	Acceptance Limit (± dB)
FAST / A / 37-139	(dB)	UUC (dB)	ERR (dB)		
STD dB					
139.00	139	139.0	0.0	0.3	1.1
134.00	134	134.0	0.0		1.1
129.00	129	129.0	0.0		1.1
124.00	124	124.0	0.0		1.1
119.00	119	119.0	0.0		1.1
114.00	114	114.0	0.0		1.1
109.00	109	109.0	0.0		1.1
104.00	104	104.0	0.0		1.1
99.00	99	99.0	0.0		1.1
94.00	94	94.0	0.0		1.1
89.00	89	89.0	0.0		1.1
84.00	84	84.0	0.0		1.1
79.00	79	79.0	0.0		1.1
74.00	74	74.0	0.0		1.1
69.00	69	69.0	0.0		1.1
64.00	64	64.0	0.0		1.1
59.00	59	59.0	0.0		1.1
54.00	54	54.0	0.0		1.1
49.00	49	49.0	0.0		1.1
44.00	44	44.1	0.1		1.1
39.00	39	39.3	0.3		1.1
38.00	38	38.4	0.4		1.1

The results related only to the item calibrated. The certificate shall not be reproduced except in full, without written approval of the Issuing Party (Innovative Instrument Co., Ltd.)  
เอกสารไม่ควบคุม



Certificate No : 22-ACT-247  
Request No : Req-2022-0627

9. Level linearity including the level range control

UUC Setting	STD	Measured		UNCERTAINTY	Acceptance
FAST / A	REF	UUC	ERR		Limit
UUC Range	(dB)	(dB)	(dB)	( ± dB)	( ± dB)
37-139	43.4	43.5	0.1	0.3	1.1
	114	114.0	0.0		1.1

10. Tone burst response

UUC Setting	STD	Anticipated	Measured		UNCERTAINTY	Acceptance
A / 37-139	Toneburst	Ref	UUC	ERR		Limit
UUC Time Response	(ms)	(dB)	(dB)	(dB)	( ± dB)	( ± dB)
Fast	200	135.0	134.9	-0.1	0.3	1.0
	2	118.0	117.8	-0.2		+1.0, -2.5
	0.25	109.0	108.7	-0.3		+1.5, -5.0
Slow	200	128.6	128.4	-0.2		1.0
	2	109.0	108.8	-0.2		+1.0, -5.0
	0.25	109.0	108.8	-0.2		1.0
SEL	200	129.0	129.0	0.0	0.3	1.0
	2	109.0	109.1	+0.1		+1.0, -2.5
	0.25	100.0	99.9	-0.1		+1.5, -5.0

11. Peak C Sound level

UUC Setting	Anticipated	Measured		UNCERTAINTY	Acceptance
FAST / C / 95-142	REF	UUC	ERR		Limit
STD Setting	(dB)	(dB)	(dB)	( ± dB)	( ± dB)
Complete cycle	137.4	136.8	-0.60	0.2	3.0
Positive half cycle	136.4	136.2	-0.20		2.0
Negative half cycle	136.4	136.2	-0.20		2.0

Certificate No : 22-ACT-247  
Request No : Req-2022-0627

12. Overload indication

UUC Setting	Measured	UNCERTAINTY	Acceptance
FAST / A / 37-139	UUC		Limit
STD Setting	(dB)	( ± dB)	( ± dB)
Positive one-half cycle	142.2		
Negative one-half cycle	142.2		
Deviated	0.0	0.2	1.5

13. High Level Stability

UUC Setting	Measured	UNCERTAINTY	Acceptance
FAST / A / 37-139	UUC		Limit
STD Setting	(dB)	( ± dB)	( ± dB)
Initial	138.0		
Final	138.0		
Deviated	0.0	0.1	0.3

End of Certificate



**ภาคผนวก ต-2**  
**เอกสารสอบเทียบ/ทวนสอบ**  
**เครื่องมือเก็บตัวอย่างและวิเคราะห์คุณภาพน้ำผิวดิน**



List of Instruments Certification for Water Quality Analysis

No.	Instrument/Equipment	Parameter	Manufacturer	Model/Serial No.	Calibrator	Certification No.	Date of Calibration	Due date of Calibration	Remark
Laboratory Equipment for Water Analysis									
1	pH Meter	ความเป็นกรด-ด่าง (pH) อุณหภูมิมีน้ำ (Temperature)	Mettler-Toledo	Seven Easy S20 / 1230525212	National Food Institute, Ministry of Industry, Thailand	2302181-001	24 Mar 23	23 Mar 24	-
2	Conductivity Meter	ความเค็ม (Salinity), ค่าความนำไฟฟ้า (Conductivity)	SI Analytics	Lab955 / 16300356	SPC Calibration Center Co.,Ltd.	C24230059	16 Mar 23	15 Mar 24	-
3	BOD Incubator	ความสกปรกในรูปความต้องการใช้ออกซิเจนสำหรับย่อยสลายอินทรีย์ (BOD <sub>5</sub> )	Arco	UC4-1320 / (UAE.WAO.015/2561)	Technology Promotion Association (Thailand-Japan)	23TM249	15 Feb 23	14 Feb 24	-
4	BOD Incubator		Arco	UR-1320 / (UAE.WAO.018/2551)	Technology Promotion Association (Thailand-Japan)	23TM375	12 Apr 23	11 Apr 24	-
5	Analytical Balance (Repeatability 0.01 mg)	ของแข็งแขวนลอย (Suspended Solids)	Mettler-Toledo	XSR205 / C009071872	Technology Promotion Association (Thailand-Japan)	23MM112	26 Apr 23	25 Apr 24	-
6	Hot Air Oven		Memmert	UF55 / B212.0411	Technology Promotion Association (Thailand-Japan)	23TM373	11 Apr 23	10 Apr 24	-
7	Analytical Balance (Repeatability 0.1 mg)	น้ำมันและไขมัน (Oil & Grease)	Mettler-Toledo	AB-204S/FACT / 1129361010	National Food Institute, Ministry of Industry, Thailand	2303074-001	26 May 23	25 May 24	-
8	Atomic Absorption Spectrometer (AAS)	ตะกั่ว (Pb) แคดเมียม (Cd) เหล็กทั้งหมด (Total Iron)	Agilent Technologies	System ID:G8432A AA240FS / MY13160001	Thailand Institute Of Science And Technological Research (TISTR)	MTC.ACL. No. 486/65	30 Jan 23	29 Jan 24	-
9	Inductively Coupled Plasma (ICP)		Agilent Technologies	System ID:G8015A G8015AA / MY18030001	Agilent Technologies (Thailand) Co.,Ltd.	Preventive Maintenance Checklist	13 Nov 22	12 Nov 24	-

List of Instruments Certification for Water Quality Analysis

No.	Instrument/Equipment	Parameter	Manufacturer	Model/Serial No.	Calibrator	Certification No.	Date of Calibration	Due date of Calibration	Remark
Laboratory Equipment for Water Analysis									
10	Incubator	แบคทีเรียกลุ่มโคลิฟอร์มทั้งหมด (Total coliform bacteria)  แบคทีเรียกลุ่มฟีคอลโคลิฟอร์ม (Fecal coliform bacteria)	Memmert	IP 260 / V616.0066	Technology Promotion Association (Thailand-Japan)	23TM728	28 Apr 23	27 Apr 24	-
11	Incubator		Memmert	IP 260 / V618.0033	Technology Promotion Association (Thailand-Japan)	23TM729	27 Apr 23	26 Apr 24	-
12	Water Bath		Memmert	WNE 14 / L416.0606	Technology Promotion Association (Thailand-Japan)	23TM193	15 Feb 23	14 Feb 24	-
13	Water Bath		Memmert	WNE 14 / L416.0612	Technology Promotion Association (Thailand-Japan)	23TM194	15 Feb 23	14 Feb 24	-
14	Analytical Balance		OHAUS	PX623 / C236754745	DKSH (Thailand) Ltd.	C01234158	8 Dec 23	7 Dec 24	-
15	Auto Clave		ALP	CL-40L / 807298	Technology Promotion Association (Thailand-Japan)	2304203-001-01	10 Aug 23	9 Aug 24	-

Due Date of Calibration\* : กำหนดตามแผนการสอบเทียบประจำปี อย่างน้อยปีละ 1 ครั้ง

## Calibration Certificate

**Certificate No.:** 2302181-001-01  
**Client name:** UNITED ANALYST AND ENGINEERING CONSULTANT CO.,LTD.  
**Address:** 3 Soi Udomsuk 41, Sukhumvit Road,  
Bangchack, Prakhong, Bangkok 10260

Page 1 of 5

**Equipment:** pH Meter  
**Manufacturer:** METTLER TOLEDO  
**Model:** SevenEasy pH  
**Serial No.:** 1230525212  
**ID No.:** UAE.WAS.003/2553  
**Order No.:** 2302181  
**Operation No.:** 2302181-001  
**Date of Receipt:** 14 March 2023  
**Date of Calibration:** 24 March 2023

**Calibrated by** Mr.Pheraphat Tuanjit **Approved by** N. Niyomchart  
Scientist (Mr.Nuttapol Niyomchart)  
Specialist, Division of Calibration Laboratory  
Responsible for the Technical Management Team

**Date of Issue:** 24 March 2023

The uncertainties are for a confidence probability of approximately 95%.

This Certificate is issued in accordance with the conditions of accreditation granted by the Thai Laboratory Accreditation Scheme which has assessed the measurement capability of the laboratory and its traceability to recognized national standards and to the units of measurement realized at the corresponding national standards laboratory. This certificate may not be reproduced other than in full except with the prior written approval of the National Food Institute.

F-CS-009 Revision: 01 Date: 20-04-65



เอกสารไม่ควบคุม

## Calibration Report

**Certificate No.:** 2302181-001-01  
**Equipment:** pH Meter  
**Resolution:** 0.01 pH : 1 mV  
**Manufacturer:** METTLER TOLEDO  
**Model:** SevenEasy pH  
**Serial No.:** 1230525212  
**Type:** Bench top  
**ID No.:** UAE.WAS.003/2553

**Date of Calibration:** 24 March 2023 **Page 2 of 5**

**Location:** Chemical Calibration Laboratory, National Food Institute  
**Environment Condition:** Ambient Temperature: ( 23.4 ± 1.5 ) °C **Relative Humidity:** ( 52 ± 3 ) %  
**Condition of Equipment:** Good Condition

**Condition of this Results of Calibration**

1. Calibration Method In house method : W-CC-002 based on direct measurement by using standard voltage calibrator and certified reference material (CRM)

2. Reference Standards / Certified Reference Material

Instruments	Serial / ID No.	Manufacturer	Certificate No.	Due Date
2.1 DC Voltage Calibrator	2709007	Fuke	22E1959	17 June 2023
2.2 Digital Thermometer	2709007	Fuke	CC-650557-01	30 October 2023
2.3 Thermo-Hygro Meter	NFLBTH003/17	PONPE	TE 650555-01	21 September 2023
Certified Reference Material				
	Lot No.	Manufacturer	Ref N	Expiry Date
2.4 pH buffer 4.008 (Primary pH buffer Solution)	873608	CPAchem	PH216.L5	16 February 2025
2.5 pH buffer 6.865 (Primary pH buffer Solution)	873609	CPAchem	PH217.L5	16 February 2025
2.6 pH buffer 10.01 (Primary pH buffer Solution)	873611	CPAchem	PH220.L5	16 February 2024
2.7 pH buffer 7.00 (Standard pH buffer Solution)	873612	CPAchem	PH107.L5	16 February 2024

3. This certification is traceable to The International System of Unit (SI Unit)

3.1 Instruments No.2.1	through	NSC-TISI-TIS 17025 Laboratory Accreditation of Calibration No.0008
3.2 Instruments No.2.2	through	NSC-TISI-TIS 17025 Laboratory Accreditation of Calibration No.0061
3.3 Instruments No.2.3	through	NSC-TISI-TIS 17025 Laboratory Accreditation of Calibration No.0061
3.4 Certified Reference Material No. 2.4 to 2.6	traceable to	Primary measurement method- Harned cell using calibrated thermometer, barometer, and nanovoltmeter. The Standard Solution preparation and certified by CPAchem Ltd is accredited to ISO 17034 and ISO/IEC 17025
3.5 Certified Reference Material No.2.7	traceable to	BM RefN Hi-13 LotN 25.05.2022; BM RefN Hi-16 LotN 02.06.2022; BM RefN Hi-13 LotN 25.05.2022; BM RefN Hi-16 LotN 02.06.2022, the Standard Solution preparation and certified by CPAchem Ltd is accredited to ISO 17034 and ISO/IEC 17025

4. This certificate was certified only for the instrument we calibrated.

5. This result of calibration was found accurate as shown on date and place of calibration only.

F-CS-012 Revision: 01 Date: 20-04-65

N. Niyomchart

## Calibration Report

**Certificate No.:** 2302181-001-01  
**Equipment:** pH Meter  
**Resolution:** 0.01 pH : 1 mV  
**Manufacturer:** METTLER TOLEDO  
**Model:** SevenEasy pH  
**Serial No.:** 1230525212  
**Type:** Bench top  
**ID No.:** UAE.WAS.003/2553

**Date of Calibration:** 24 March 2023

Page 3 of 5

**Calibration Results:**

1. Calibration of pH Meter (Manual Temperature Compensation at 25 °C)

Nominal pH	DC Voltage Standard (mV)	Average Indicator Reading		Uncertainty (±mV)	Coverage Factor (k)
		mV	pH		
0	414.120	414	0.00	0.58	2.00
2	295.814	295	2.00	0.58	2.00
4	177.464	178	4.00	0.58	2.00
6	59.160	59	6.00	0.58	2.00
7	0.000	0	7.00	0.58	2.00
8	-59.158	-59	8.00	0.58	2.00
10	-177.460	-177	10.00	0.58	2.00
12	-295.811	-296	12.00	0.58	2.00
14	-414.117	-414	14.00	0.58	2.00

2. Calibration of pH Meter with Electrode (Manual Temperature Compensation at 25 °C)

**Equipment:** pH Electrode **Type:** Combined Electrode  
**Manufacturer:** METTLER TOLEDO **Model:** InLab Solids  
**Serial No.:** 1156883 **ID No.:** N/A

**Performance of Electrode system** (Three-Point Calibration at pH 4, pH 7 and pH 10)

Certified Value @25 °C (pH)	Average Indicator Reading		Relative Slope (%)	Uncertainty (±pH)	Coverage Factor (k)
	pH	mV			
4.008	4.01	187	-	0.0071	2.00
6.865	6.86	22	97.86	0.0075	2.00
10.010	10.01	-160	97.66	0.0086	2.00
6.985	6.99	14	-	0.0093	2.00

F-CS-012 Revision: 01 Date: 20-04-65

N. Niyomchart



เอกสารไม่ควบคุม

## Calibration Report

**Certificate No.:** 2302181-001-01  
**Equipment:** Digital Thermometer with RTD (pH Meter)  
**Resolution:** 0.1 °C  
**Model:** SevenEasy pH  
**Serial No.:** 1230525212  
**ID No.:** UAE.WAS.003/2553  
**Manufacturer:** METTLER TOLEDO

**Date of Calibration:** 24 March 2023

Page 4 of 5

**Location:** Chemical Calibration Laboratory, National Food Institute  
**Environment Condition:** Ambient Temperature 25 °C ± 1 °C  
Relative Humidity 55 % ± 5 %

**Condition of this results of Calibration:**

- Calibration Method : - In house method: W-TE-025 by comparison with standard thermometer.  
- The Calibration is determined by comparing with a known temperature from a standard resistance thermometer.  
- The temperature scale in use at this laboratory is the International Temperature scale of 1990 (ITS-90).
- Reference Standard Instrument :

Instrument	Model	Serial No.	Certificate No.	Due Date	Through
HANDHELD THERMOMETER	1521	A85997	TE 660039-01	10-Dec-23	NATIONAL FOOD INSTITUTE
Platinum Resistance Thermometer (PRT)	385	509201			

Support Equipment : - Low Temperature Bath (ISOCAL-6), Model: Europa-6 Plus Basic, S/N: 341592/2

3. This certificate is traceable to International System of Units (SI Units).

4. This certificate was certified only for the instrument we calibrated.

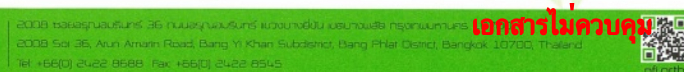
5. This result of calibration was found accurate as shown on date and place of calibration only.

6. Condition of Calibrated item : Good

7. Result of Calibration : ☒ Without adjustment ☐ After adjustment

F-CS-012 Revision: 01 Date: 20-04-65

N. Niyomchart



เอกสารไม่ควบคุม



## Calibration Report

**Certificate No.:** 2302181-001-01  
**Equipment:** Digital Thermometer with RTD (pH Meter)  
Resolution: 0.1 °C Model: SevenEasy pH  
Serial No.: 1230525212 ID No.: UAE.WAS.003/2553  
Manufacturer: METTLER TOLEDO  
**Date of Calibration:** 24 March 2023

Page 5 of 5

**Calibration point:** 15.0, 25.0 and 30.0 °C

### Calibration result:

- The probe was immersed in liquid bath or dry bath to a minimum depth of 120 mm.
- Description of probe, model : N/A S/N : N/A
- Dimension of probe : Diameter 3 mm., Length 120 mm.,
- Sheath material : N/A

UUC* Reading (°C)	Standard Temperature (°C)	Correction Value (°C)	Uncertainty ± (°C)
15.2	14.999	- 0.2	0.12
25.2	24.999	- 0.2	0.12
30.2	29.999	- 0.2	0.12

### Note

- UUC\* : Unit Under Calibration

The report uncertainty of measurement was based on standard uncertainty multiplied by coverage factor k=2, providing a level of confidence of approximately 95 %.

----- End -----

F-CS-012 Revision: 01 Date: 20-04-65

เอกสารไม่ควบคุม



nfi.co.th

## Certificate of Calibration

**Equipment:** CONDUCTIVITY METER  
**Model:** Lab 955  
**Serial No. (or ID.):** 16300356  
**Manufacturer:** SI Analytics  
**Electrode Serial No.** 16070067  
**Condition:** In Condition  
**Certificate No.:** C24230059  
**Issued Date:** 16 March 2023  
**Job No.:** KSPR2304472  
**Page:** 1 of 2  
**Model :** LF413T  
**Brand :** SI Analytics

**Customer:** United Analyst and Engineering Consultant Company Limited  
3 Soi Udomsuk 41 Sukhumvit Road,  
Bangckak, Prakanong, Bangkok 10260 Thailand

**Environment Condition:** Temperature 23 °C ± 2 °C  
Humidity 50 %RH ± 15 %RH

**Calibration Place:** Environment Laboratory, DKSH Technology Limited.  
2533 Sukhumvit Road, Bangkok,  
Phrakhanong, Bangkok 10260 Thailand

**Calibration By:** Mr.Atachai Ngamchanat  
**Calibration Date:** 16 March 2023  
**The Method used:** In house method, CAL-WI-49, base on ASTM D 1125-14 and D 5391-14  
**Traceability:** This certificate is traceable to the SI Units maintained by CRM of NIST(SRM) through CPA chem Co., Ltd. (ISO/IEC 17034) Certificate No. 838312, 838313, 838316

(Mr. Atachai Ngamchanat)

Person in charge

This certificate is issued the units of measurement according to the International System of Units (SI). It provides traceability of measurement to international or national standard or other recognized national standard laboratories.  
The measurement uncertainty stated is the expanded uncertainty which is obtained from the standard uncertainty multiplied by the coverage factor (k=2) to provide a level of confidence of approximately 95%. It is determined in accordance with the Guide to Expression of Uncertainty in Measurement (GUM).  
These results may be affected by deviations from specified conditions. The results relate only to the items tested, calibrated or sampled. The report shall not be reproduced except in full without approval of DKSH Technology Limited.  
บริษัท ดีเคเอส อีเซีย จำกัด  
DKSH Technology Limited  
2533 สุขุมวิท แขวงคลองเตย เขตคลองเตย กรุงเทพมหานคร 10260  
2533 Sukhumvit Road, Bangkok, Phrakhanong, Bangkok 10260  
Phone: +66 2639 7000 Email: info.calibration@dksh.com Website: www.dksh.com/scientific-thailand

Delivering Growth - In Asia and Beyond.

CAL-FM-C24-09: 12 Sep 2022



Certificate No.: C24230059

Page: 2 of 2

## ใบตรวจสอบสภาพเครื่องวัดสิ่งแวดล้อม

### Calibration Results:

#### Before Adjustment

Standard Conductivity Solution	Unit Under Calibration Reading	Correction	Coverage Factor (k)	Uncertainty (±)
25.000 µS/cm	24.5 µS/cm	0.500 µS/cm	2.00	0.21 µS/cm
1413.0 µS/cm	1403 µS/cm	10.0 µS/cm	2.00	9.0 µS/cm
111.3 mS/cm	108.5 mS/cm	2.80 mS/cm	2.00	0.67 mS/cm

#### After Adjustment ; at 1413 µS/cm

Standard Conductivity Solution	Unit Under Calibration Reading	Correction	Coverage Factor (k)	Uncertainty (±)
25.000 µS/cm	24.8 µS/cm	0.200 µS/cm	2.00	0.21 µS/cm
1413.0 µS/cm	1413 µS/cm	0.0 µS/cm	2.00	9.0 µS/cm
111.3 mS/cm	108.8 mS/cm	2.50 mS/cm	2.00	0.67 mS/cm

The End of Certificate

เลขที่ใบงาน: KSPR2304472

ชนิดเครื่องมือ: CONDUCTIVITY METER รุ่น: Lab 955

หมายเลขเครื่อง: 16300356

ตรวจสอบ (วัน)		รายการตรวจเช็ค	ตรวจสอบ (ตั้ง)		หมายเหตุ
16 Mar 2023			16 Mar 2023		
ปกติ	ไม่ปกติ		ปกติ	ไม่ปกติ	
		General			
<input checked="" type="checkbox"/>	<input type="checkbox"/>	1. ความสมบูรณ์เครื่อง	<input checked="" type="checkbox"/>	<input type="checkbox"/>	
<input checked="" type="checkbox"/>	<input type="checkbox"/>	2. ความสะอาด ( ช่องใส่ตัวอย่าง, ภายใน-นอกเครื่อง)	<input checked="" type="checkbox"/>	<input type="checkbox"/>	
<input checked="" type="checkbox"/>	<input type="checkbox"/>	3. สวิทช์ ปิด - เปิด เครื่อง (On-Off Switch)	<input checked="" type="checkbox"/>	<input type="checkbox"/>	
<input checked="" type="checkbox"/>	<input type="checkbox"/>	4. ปุ่มกด (Keypad)	<input checked="" type="checkbox"/>	<input type="checkbox"/>	
<input checked="" type="checkbox"/>	<input type="checkbox"/>	5. หน้าจอ (Display, Screen Contrast)	<input checked="" type="checkbox"/>	<input type="checkbox"/>	
		Spectrophotometer			
<input type="checkbox"/>	<input type="checkbox"/>	6. แรงดันไฟฟ้า (Battery Backup) >= 2.5 VDC	<input type="checkbox"/>	<input type="checkbox"/>	
<input type="checkbox"/>	<input type="checkbox"/>	7. ตัวควบคุมความยาวคลื่น (Wavelength Control)	<input type="checkbox"/>	<input type="checkbox"/>	
<input type="checkbox"/>	<input type="checkbox"/>	8. ความยาวคลื่น (Wavelength Check)	<input type="checkbox"/>	<input type="checkbox"/>	
<input type="checkbox"/>	<input type="checkbox"/>	9. แหล่งกำเนิดแสง (UV < 3,000 hour)	<input type="checkbox"/>	<input type="checkbox"/>	
<input type="checkbox"/>	<input type="checkbox"/>	10. แหล่งกำเนิดแสง (Visible < 5,000 hour)	<input type="checkbox"/>	<input type="checkbox"/>	
<input type="checkbox"/>	<input type="checkbox"/>	11. ช่องวัดหลายตัวอย่าง (Carousel Module)	<input type="checkbox"/>	<input type="checkbox"/>	
		pH Meter and Conductivity Meter			
<input checked="" type="checkbox"/>	<input type="checkbox"/>	12. อิเล็กโทรด ( Electrode and Connection Cable )	<input checked="" type="checkbox"/>	<input type="checkbox"/>	
<input type="checkbox"/>	<input type="checkbox"/>	13. ระดับสารละลายใน Electrode (Level KCl)	<input type="checkbox"/>	<input type="checkbox"/>	
<input type="checkbox"/>	<input type="checkbox"/>	14. ฝาปิดกันปลาย Electrode (Dust Protection Hood)	<input type="checkbox"/>	<input type="checkbox"/>	
<input type="checkbox"/>	<input type="checkbox"/>	15. ขาตั้งอิเล็กโทรด (Stand)	<input type="checkbox"/>	<input type="checkbox"/>	
		Turbidimeter			
<input type="checkbox"/>	<input type="checkbox"/>	16. ค่าความขุ่นที่ต่ำสุด (No Sample)	<input type="checkbox"/>	<input type="checkbox"/>	
<input type="checkbox"/>	<input type="checkbox"/>	17. ระดับการส่องสว่างของแสง (>= 2.5 ไม่นเกิน 3.0)	<input type="checkbox"/>	<input type="checkbox"/>	
		Automatic titrator			
<input type="checkbox"/>	<input type="checkbox"/>	18. สภาพ Piston Burettes	<input type="checkbox"/>	<input type="checkbox"/>	
<input type="checkbox"/>	<input type="checkbox"/>	19. Function Rinsing and Dosing	<input type="checkbox"/>	<input type="checkbox"/>	
<input type="checkbox"/>	<input type="checkbox"/>	20. ระบบท่อสายยางและอุปกรณ์ประกอบ	<input type="checkbox"/>	<input type="checkbox"/>	

ข้อแนะนำ : Electrode วัดอุณหภูมิได้ 25.1°C โดย Control Waterbath ที่ 25.0 ±0.1°C

Mr.Atachai Ngamchanat

Service Engineer



Cert. No.: 23TM249  
Page : 1 of 3

## Certificate of Calibration

**Equipment :** BOD Incubator  
**Manufacturer :** Arco  
**Model :** UC4-1320  
**Serial No. :** 13URC4S013201  
**ID No. :** UAE.WAO.015/2561  
**Submitted by :** United Analyst and Engineering Consultant Co.,Ltd.  
3 Soi Udomsuk 41, Sukhumvit Road,  
Bangchak, Phrakhanong,  
Bangkok 10260  
**Location :** Lab Floor 2  
**Received Order :** 15 February 2023  
**Calibration Date :** 15 February 2023  
**Ambient Temperature :** ( 26 ± 10 ) °C  
**Relative Humidity :** ( 50 ± 30 ) %

**Calibrated by :** Preecha Hlahib

**Approved by :**   
Approved Signatory

( ) Pornthippa Tameyakul  
(✓) Malee Butkruea  
( ) Suwit Imjai

**Issue Date :** 24 February 2023

The Uncertainties are for a confidence probability of approximately 95%

This certificate may not be reproduced other than in full, except with the prior written  
Approval of the head of Corporate Services 3: Equipment Calibration and Testing Services.

เอกสารไม่ควบคุม

A 0051476



Cert. No.: 23TM375  
Page : 1 of 3

## Certificate of Calibration

**Equipment :** BOD Incubator  
**Manufacturer :** ARCO  
**Model :** UR-1320  
**Serial No. :** -  
**ID No. :** UAE.WAO.018/2551  
**Submitted by :** United Analyst and Engineering Consultant Co.,Ltd.  
3 Soi Udomsuk 41, Sukhumvit Road,  
Bangchak, Phrakhanong,  
Bangkok 10260  
**Location :** Lab Floor 2  
**Received Order :** 11 April 2023  
**Calibration Date :** 12 April 2023  
**Ambient Temperature :** ( 26 ± 10 ) °C  
**Relative Humidity :** ( 50 ± 30 ) %  
**Calibrated by :** Krisda Malee  
**Approved by :**   
Approved Signatory  
( ) Pornthippa Tameyakul  
(✓) Malee Butkruea  
( ) Suwit Imjai  
**Issue Date :** 24 April 2023

The Uncertainties are for a confidence probability of approximately 95%

This certificate may not be reproduced other than in full, except with the prior written  
Approval of the head of Corporate Services 3: Equipment Calibration and Testing Services.

เอกสารไม่ควบคุม

A 0053360



**Equipment :** BOD Incubator  
**Condition As-Received :** Used Item  
**Reference :** 2302-0297OC-1  
**Result of Calibration :-** ( \* ) Without Adjustment  
**Function of UUC\* :** Temperature Source  
**Fresh air setting :** Not Available

Cert. No.: 23TM249  
Page : 3 of 3

Calibration Point ( °C )	UUC* Setting ( °C )	UUC* Reading ( °C )	Temperature stability ( ± °C )	Temperature uniformity ( °C )	Overall Variation ( °C )	Uncertainty ( ± °C )	Coverage Factor k
20.0	20.0	19.3	0.32	0.57	1.0	0.60	2

Calibration Point ( °C )	Measured Temperature ( °C )								
	Position								
20.0	1	2	3	4	5	6	7	8	9 (ref.)
	20.086	19.916	20.386	19.976	19.973	19.838	19.837	19.821	19.949

**Average\* :** The average of 30 values in each position.

**Temperature stability :** One-half of the greatest maximum difference of measured temperature at any one sensor.

**Temperature uniformity :** The maximum difference of measured temperatures at any sensors and the measured temperature at the reference location which are observed at the same time or at as close an observation time as possible to determine the temperature pattern or homogeneity within the chamber under steady-state conditions.

**Overall Variation :** The Difference of the maximum and minimum measured temperatures throughout observation.

**UUC\* :** Unit Under Calibration

**Note :** The reported uncertainty of measurement was included stability and excluded uniformity .

The reported uncertainty of measurement was based on a standard uncertainty multiplied by a coverage factor k, providing a level of confidence of approximately 95 %.

-o0o-

เอกสารไม่ควบคุม

a 1149512





Equipment : BOD Incubator  
Condition As-Received : Used Item  
Reference : 2304-0156OC-2

Cert. No.: 23TM375  
Page : 2 of 3

#### Procedure Used :-

Calibration were conducted using calibration procedure CP-OT02 according to direct measurement method with Data Acquisition which connected with Resistance Temperature Detector ( RTD ).  
The temperature scale used was based on ITS-90.

#### Condition of this result of calibration

1. Reference standard instrument:-

Instrument Model Serial No. Cert. No. Due Date  
1 ) Data Acquisition 34972A MY59003411 22LM165 26 Nov 2023

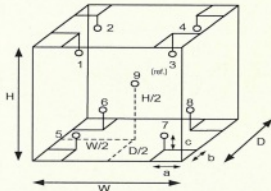
2. This certificate is valid only to the item calibrated on date and place of calibration.

3. This certification is traceable to the International System of Unit.

Result of Calibration :- ( \* ) Without Adjustment

Function of UUC\* : Temperature Source

Fresh air setting : Not Available



#### Probe Installation Details :

a = 10 cm  
b = 10 cm  
c = 10 cm

#### Dimension of Chamber :

D = 0.62 m  
W = 1.2 m  
H = 1.2 m  
Capacity = 0.89 m<sup>3</sup>

Environment during calibration		
	Beginning	Finished
Temp. ( °C )	28	27
REL.Humid. ( % )	42	45
AC Supply ( Volt )	219	220

Position :	Ref. Std. ID No.:
1	20RTD-2/1
2	20RTD-2/2
3	20RTD-2/3
4	20RTD-2/4
5	20RTD-2/5
6	20RTD-2/6
7	20RTD-2/7
8	20RTD-2/8
9 (ref.)	20RTD-2/9

เอกสารไม่ควบคุม

a 1158259



Equipment : BOD Incubator  
Condition As-Received : Used Item  
Reference : 2304-0156OC-2  
Result of Calibration :- ( \* ) Without Adjustment  
Function of UUC\* : Temperature Source  
Fresh air setting : Not Available

Cert. No.: 23TM375  
Page : 3 of 3

Calibration Point ( °C )	UUC* Setting ( °C )	UUC* Reading ( °C )	Temperature stability ( ± °C )	Temperature uniformity ( °C )	Overall Variation ( °C )	Coverage Factor k
20.0	20.0	20.0	0.48	0.42	1.2	2

Calibration Point ( °C )	Measured Temperature ( °C )									Uncertainty ( ± °C )
	1	2	3	4	5	6	7	8	9 (ref.)	
20.0	20.040	20.170	20.263	20.093	19.749	19.704	19.920	20.191	20.020	0.66

Average\* : The average of 30 values in each position.

Temperature stability : One-half of the greatest maximum difference of measured temperature at any one sensor.

Temperature uniformity : The maximum difference of measured temperatures at any sensors and the measured temperature at the reference location which are observed at the same time or at as close an observation time as possible to determine the temperature pattern or homogeneity within the chamber under steady-state conditions.

Overall Variation : The Difference of the maximum and minimum measured temperatures throughout observation.

UUC\* : Unit Under Calibration

Note : The reported uncertainty of measurement was included stability and excluded uniformity .

The reported uncertainty of measurement was based on a standard uncertainty multiplied by a coverage factor k, providing a level of confidence of approximately 95 %.

-o0o-

เอกสารไม่ควบคุม

a 1158258



TECHNOLOGY PROMOTION ASSOCIATION (THAILAND-JAPAN)  
CORPORATE SERVICES 3: EQUIPMENT CALIBRATION AND TESTING SERVICES  
534/4 PATTANAKARN ROAD SOI 18, SUANLUANG, SUANLUANG BANGKOK 10250  
TEL. 0-2717-3000-29 FAX. 0-2719-9484



Cert.No.: 23MM112  
Page.: 1 of 3

## Certificate of Calibration

Equipment : Electronic Balance

Manufacturer : Mettler Toledo

Model : XSR205

Serial No. : C009071872

ID No. : UAE.WAO.012/2563

Submitted by : United Analyst and Engineering Consultant Co.,Ltd.  
3 Soi Udomsuk 41, Sukhumvit Road,  
Bangchak, Phakhanong,  
Bangkok 10260

Location : Balance Room

Received order : 26 April 2023

Calibration Date : 26 April 2023

Ambient Temperature : 15 °C to 40 °C

Relative Humidity : 30 % to 90 %

Calibrated by : Man Pattanapongpaiboon

Approved by :   
Approved Signatory

( ) Pornthippa Tameyakul  
( ) Malee Butkruea  
(x) Suwit Imjai

Issue Date : 2 May 2023

The Uncertainties are for a confidence probability of approximately 95%

This certificate may not be reproduced other than in full, except with the prior written  
Approval of the head of Corporate Services 3: Equipment Calibration and Testing Services.

เอกสารไม่ควบคุม



Equipment : Electronic Balance  
Condition As-Received : Used Item  
Reference : 2304-0459OC-1

Cert.No.: 23MM112  
Page: 2 of 3

#### Procedure used :-

Calibration were conducted using in-house calibration procedure CP-OB01 according to direct measurement method against standard weight.

#### Condition of this result of calibration

1. Reference standard instruments:-

Instruments Model Serial No. ID No. Test report No. Due date  
1) Standard Weight Set (E2) 15884 24053 70RC007 MM-0010-22 20 Jan 2024

2. This certificate is valid only to the item calibrated on date and place of calibration.

3. This result of calibration was made on requested at the point specified by customer.

4. This certificate is not certified for any commercial transaction.

5. This certification is traceable to the International System of Unit.

Result of calibration ( ) Without Adjustment ( \* ) After Adjustment by Internal Calibration

Range capacity : 0 g to 81 g Resolution 0.00001 g  
81 g to 220 g Resolution 0.0001 g

#### Before Adjustment :

Applied Weight ( g )	Balance Reading ( g )	Correction ( g )	Measurement Uncertainty ( ± mg )	Coverage Factor ( k )
80	80.00005	-0.00005	0.15	2.00
200	199.9999	+0.0001	0.29	2.00

#### After Adjustment :

1. Determination of the standard deviation of weighing machine ( n = 10 )

Applied Weight ( g )	Standard Deviation of Reading ( g )
80	0.000007
200	0.000000

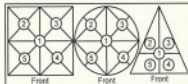
เอกสารไม่ควบคุม





Equipment : Electronic Balance  
Condition As-Received : Used Item  
Reference : 2304-0450C-1

Cert.No.: 23MM112  
Page: 3 of 3



Maximum difference between off-center and central loading

Position 1 (g)	Position 2 (g)	Position 3 (g)	Position 4 (g)	Position 5 (g)	(g)
-0.0001	-0.0001	0.0000	-0.0001	-0.0001	0.0001

### 3. Departure from nominal value

Applied Weight (g)	Balance Reading (g)	Correction (g)	Measurement Uncertainty (± mg)	Coverage Factor (k)
Unload	0.00000	0.00000	0.014	2.13
0.05	0.05001	-0.00001	0.015	2.09
0.1	0.10001	-0.00001	0.015	2.09
1	1.00001	-0.00001	0.018	2.04
5	5.00003	-0.00003	0.026	2.00
20	20.00006	-0.00006	0.045	2.00
50	50.00006	-0.00006	0.080	2.00
80	80.00004	-0.00004	0.15	2.00
100	100.00000	0.00000	0.16	2.00
150	150.00000	0.00000	0.29	2.00
200	200.00000	0.00000	0.29	2.00

The reported uncertainty of measurement was based on a standard uncertainty multiplied by a coverage factor  $k$ , providing a level of confidence of approximately 95 %.

-o0o-

เอกสารไม่ควบคุม



TECHNOLOGY PROMOTION ASSOCIATION (THAILAND-JAPAN)  
CORPORATE SERVICES 3: EQUIPMENT CALIBRATION AND TESTING SERVICES  
5344 PATTANAKARN ROAD SOI 18, SUANLUANG, SUANLUANG BANGKOK 10250  
TEL. 0-2717-3000-29 FAX. 0-2719-9484



Cert. No.: 23TM373  
Page: 1 of 3

## Certificate of Calibration

Equipment : Hot Air Oven  
Manufacturer : Memmert  
Model : UF 55  
Serial No. : B212.0411  
ID No. : UAE.WAO.005/2556  
Submitted by : United Analyst and Engineering Consultant Co., Ltd.  
3 Soi Udomsuk 41, Sukhumvit Road,  
Bangchak, Phrakhanong,  
Bangkok 10260  
Location : Lab Floor 2  
Received Order : 11 April 2023  
Calibration Date : 11 - 12 April 2023  
Ambient Temperature : ( 26 ± 10 ) °C  
Relative Humidity : ( 50 ± 30 ) %  
Calibrated by : Krisda Malee

Approved by :   
Approved Signatory

( ) Pornthippa Tameyakul  
( ) Malee Butkruea  
( ) Suwit Imjai

Issue Date : 24 April 2023

The Uncertainties are for a confidence probability of approximately 95%

This certificate may not be reproduced other than in full, except with the prior written approval of the head of Corporate Services 3: Equipment Calibration and Testing Services.

เอกสารไม่ควบคุม

A 0053359



Equipment : Hot Air Oven  
Condition As-Received : Used Item  
Reference : 2304-0156OC-1

Cert. No.: 23TM373  
Page: 2 of 3

### Procedure Used :-

Calibration were conducted using calibration procedure CP-OT02 according to direct measurement method with Data Acquisition which connected with Resistance Temperature Detector ( RTD ) and Thermocouple Type T.

The temperature scale used was based on ITS-90.

### Condition of this result of calibration

#### 1. Reference standard instrument:-

Instrument	Model	Serial No.	Cert. No.	Due Date
1 ) Data Acquisition	34972A	MY59003411	22LM165	26 Nov 2023

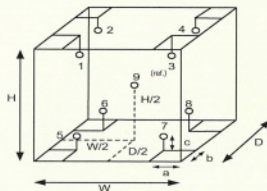
2. This certificate is valid only to the item calibrated on date and place of calibration.

3. This certificate is traceable to the International System of Unit.

Result of Calibration :- ( \* ) Without Adjustment

Function of UUC\* : Temperature Source

Fresh air setting : Close



Probe Installation Details :	Dimension of Chamber :
a = 5.0 cm	D = 0.50 m
b = 5.0 cm	W = 0.80 m
c = 5.0 cm	H = 0.75 m
	Capacity = 0.30 m <sup>3</sup>

Environment during calibration		
	Beginning	Finished
Temp. ( °C )	27	28
REL.Humid. ( % )	45	44
AC Supply ( Volt )	221	220

Ref. Std. ID No.: @ Calibration Point		
Position :	( 120 to 180 ) °C	( 104 ) °C
1	18-20TC-01	20RTD-2/1
2	18-20TC-02	20RTD-2/2
3	18-20TC-03	20RTD-2/3
4	18-20TC-04	20RTD-2/4
5	18-20TC-05	20RTD-2/5
6	18-20TC-06	20RTD-2/6
7	18-20TC-07	20RTD-2/7
8	18-20TC-08	20RTD-2/8
9 (ref.)	18-20TC-09	20RTD-2/9



Equipment : Hot Air Oven  
Condition As-Received : Used Item  
Reference : 2304-0156OC-1  
Result of Calibration :- ( \* ) Without Adjustment  
Function of UUC\* : Temperature Source  
Fresh air setting : Close

Cert. No.: 23TM373  
Page: 3 of 3

Calibration Point ( °C )	UUC* Setting ( °C )	UUC* Reading ( °C )	Temperature stability ( ± °C )	Temperature uniformity ( °C )	Overall Variation ( °C )	Coverage Factor k
104.0	104.0	104.0	0.054	0.59	0.95	2
120.0	120.0	120.0	0.12	0.89	1.5	2
180.0	180.0	180.0	0.12	1.5	2.5	2

Calibration Point ( °C )	Measured Temperature ( °C )									Uncertainty ( ± °C )
	1	2	3	4	5	6	7	8	9 (ref.)	
104.0	104.512	104.016	104.542	104.407	103.704	103.729	104.167	104.158	104.001	0.42
120.0	120.317	119.768	120.524	120.232	119.363	119.209	119.888	119.797	119.735	1.1
180.0	180.878	179.819	181.357	180.871	179.303	179.139	180.230	180.055	179.960	1.1

Average\* : The average of 30 values in each position.

Temperature stability : One-half of the greatest maximum difference of measured temperature at any one sensor.

Temperature uniformity : The maximum difference of measured temperatures at any sensors and the measured temperature at the reference location which are observed at the same time or at as close an observation time as possible to determine the temperature pattern or homogeneity within the chamber under steady-state conditions.

Overall Variation : The Difference of the maximum and minimum measured temperatures throughout observation.

UUC\* : Unit Under Calibration

Note : The reported uncertainty of measurement was included stability and excluded uniformity .

The reported uncertainty of measurement was based on a standard uncertainty multiplied by a coverage factor  $k$ , providing a level of confidence of approximately 95 %.

-o0o-

เอกสารไม่ควบคุม

A 1158260



## Calibration Certificate

**Certificate No.:** 2303074-001-01  
**Client name:** UNITED ANALYST AND ENGINEERING CONSULTANT CO.,LTD.  
**Address:** 3 Soi Udomsuk 41, Sukhumvit Road,  
Bangchack, Prakanong, Bangkok 10260

Page 1 of 3

**Equipment:** Electronic Balance  
**Manufacturer:** METTLER TOLEDO  
**Model:** AB204-S/FACT  
**Serial No.:** 1129361010  
**ID No.:** UAE.WAS.002/2552  
**Order No.:** 2303074  
**Operation No.:** 2303074-001  
**Date of Receipt:** 26 May 2023  
**Date of Calibration:** 26 May 2023

**Calibrated by** Mr.Pheraphat Tuanjit  
Scientist  
**Approved by** *P. Jengharnkit*  
(Miss Preeyaporn Jaengkarnkit)  
Vice President, Department of Laboratory Services  
Responsible for the Technical Management Team  
**Date of Issue:** 29 May 2023

The uncertainties are for a confidence probability of approximately 95%

This Certificate is issued in accordance with the conditions of accreditation granted by the Thai Laboratory Accreditation Scheme which has assessed the measurement capability of the laboratory and its traceability to recognized national standards and to the units of measurement realized at the corresponding national standards laboratory. This certificate may not be reproduced other than in full except with the prior written approval of the National Food Institute.

FCS-009 Revision: 01 Date: 20-04-65

## Calibration Report

**Certificate No.:** 2303074-001-01  
**Equipment:** Electronic Balance  
**Model:** AB204-S/FACT  
**Serial No.:** 1129361010  
**Capacity:** 220 g  
**Manufacturer:** METTLER TOLEDO  
**Resolution:** 0.0001 g  
**ID No.:** UAE.WAS.002/2552

Page 2 of 3

**Date of Calibration:** 26 May 2023  
**Environment Condition:** Ambient Temperature: 23.7 ± 0.1 °C Relative Humidity: 61 ± 2.2 %  
**Place of Calibration:** Room 108 Balance Room, UNITED ANALYST AND ENGINEERING CONSULTANT CO.,LTD.

**Condition of Equipment:** Good Condition  
**Condition of This Results of Calibration:**  
1. Calibration Method: NFI Method W-MA-001 In-House Method based on UKAS Lab 14 : 2019  
2. Reference Standards:  
**Reference Standard** **Model** **Serial No.** **Calibrated By** **Certificate No.** **Due Date**  
Standard Weight Class E2 1mg to 200g 8505567572 TCS M23040535 8 April 2024  
**Instrument** **Model** **Serial No.** **Calibrated By** **Certificate No.** **Due Date**  
Thermo-Hygro Meter 608-H1 NFI.BTH 018/23 Quality Reborn QR23-0491 21 February 2024  
3. This certification is traceable to SI UNIT  
4. This certificate was certified only for the instrument we calibrated.  
5. This result of calibration was found accurate as shown on date and place of calibration only.

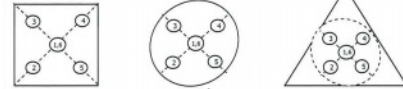
### Calibration Results:

#### 1. Repeatability of Reading:

Nominal Value ( g )	Standard Deviation of Reading ( g )
100	0.000048
200	0.000048

#### 2. Off-Center Error:

A mass of 100 g was placed and moved to various position on pan.  
The balance reading obtained is given in the table.



1	2	3	4	5	6	(Maximum Difference)
( g )	( g )	( g )	( g )	( g )	( g )	( g )
99.9996	99.9995	99.9995	99.9999	99.9999	99.9997	0.0003

FCS-012 Revision: 01 Date: 20-04-65

## Calibration Report

**Certificate No.:** 2303074-001-01  
**Equipment:** Electronic Balance  
**Model:** AB204-S/FACT  
**Serial No.:** 1129361010  
**Capacity:** 220 g  
**Manufacturer:** METTLER TOLEDO  
**Resolution:** 0.0001 g  
**ID No.:** UAE.WAS.002/2552

**Date of Calibration:** 26 May 2023  
**Calibration Results:** (Continued)  
**Calibration Range:** 0-200 g  
**Calibration Adjustment:** Internal Calibration  
**3. Departure from Nominal Value:**

Nominal Value ( g )	Standard Value ( g )	Average Reading ( g )	Correction ( g )	Uncertainty ( ± g )	Coverage Factor k
Unload	0.00000	0.0000	0.0000	0.000088	2.00
0.01	0.01000	0.0100	0.0000	0.000088	2.00
0.05	0.05000	0.0500	0.0000	0.000088	2.00
0.1	0.10001	0.0999	0.0001	0.000088	2.00
0.2	0.20001	0.1999	0.0001	0.000088	2.00
0.5	0.50002	0.5000	0.0000	0.000088	2.00
1	1.00000	1.0000	0.0000	0.000089	2.00
2	2.00002	2.0000	0.0000	0.000089	2.00
5	5.00002	5.0000	0.0000	0.000090	2.00
10	10.00001	9.9999	0.0001	0.000091	2.00
20	20.00003	20.0000	0.0000	0.000095	2.00
50	50.00003	49.9999	0.0001	0.00011	2.00
70	70.00006	69.9999	0.0002	0.00013	2.00
100	100.00006	99.9999	0.0002	0.00016	2.00
150	150.00009	149.9999	0.0002	0.00021	2.00
200	200.00016	199.9998	0.0004	0.00028	2.00

The reported uncertainty of measurement was based on a standard uncertainty multiplied by a coverage factor k, providing a level of confidence of approximately 95 %.

----- End -----

FCS-012 Revision: 01 Date: 20-04-65

## Agilent 55 240 280 Series Atomic Absorption Spectroscopy Systems

### Preventive Maintenance Checklist

Agilent Preventive Maintenance provides factory recommended service for your analytical systems to assure reliable operation and the accuracy of your results.

Delivered by highly trained and certified service engineers using genuine Agilent parts and supplies, Agilent Preventive Maintenance provides everything you need to reduce unplanned downtime and keep your systems operating at their peak. This checklist will be completed at the end of the service and provided to you as a record of the installation.

**Note:** While non-current production AA instrument and or accessory models are not covered specifically in this document it can be used as a basic reference.

For more information about Agilent Technologies services please visit our web site using the following URL <http://www.agilent.com/en-us/services>

### Introduction

### Customer Information

- Customers should provide all necessary operating supplies upon request of the engineer.
- A customer representative should be available to the engineer while performing the preventive maintenance procedures.
- Any parts, not included in the Parts Lists section of this document, are not part of the recommended Preventive Maintenance service, nor are they included in the price of this service.
- If a system requires the use of extra or special procedures and/or parts for the maintenance service, then these must be ordered separately and charged as a repair, which may incur additional costs.

Revision: 10.00, Issued: November 2021

© Agilent Technologies, Inc. 2021

## Important Customer Web Links

- For more information about *Agilent Technologies services*, please visit our website using the following URL: <http://www.agilent.com/en-us/products/crosslab-instrument-services/service-repair>
- To access *Agilent University*, visit <http://www.agilent.com/crosslab/university/> to learn about training options, which include online, classroom and onsite delivery. A training specialist can work directly with you to help determine your best options.
- A useful *Agilent Resource Center* web page is available, which includes short videos on maintenance, quick lists of consumables for new instruments, and other valuable information. Check out the Resource Page here: <https://www.agilent.com/en-us/agilentresources>
- Need technical support, FAQs, supplies? – visit our *Support Home page* at <http://www.agilent.com/search/support>
- Get answers. Share insights. Build connections:  
Join the *Agilent Community* at <https://community.agilent.com/welcome>

## Service Engineer's Responsibilities

- Contact the customer and ensure that all necessary supplies are available before the preventive maintenance visit.
- Confirm the ability of the instrument to deliver continued safe operation as established via the Agilent AA safe operation flow chart. (Refer directly to the AA 55/240/280 Preventive Maintenance Scope of Work to make this decision.)
- Only select those pages that relate to the system or module being serviced.
- Complete empty fields with the relevant information.
- Complete the relevant checkboxes in the checklist using either a "X" or tick mark "✓".
- Check "Section not applicable" check boxes to indicate services/tasks not delivered, as appropriate.
- Complete the Preventive Maintenance service in the order of the tasks listed.
- Complete the Service Review section together with the customer.
- Complete the fields for page numbers at the foot of each selected page
- Complete the total number of pages field in the Service Completion section
- Ask the customer to sign the Service Completion section including the customer's and your signature.

This information is subject to change without notice.

Revision: 10.00, Issued: November 2021

© Agilent Technologies, Inc. 2021



- ☒ Agilent AA safe operation flow chart inspections (to determine if the PM can be performed).

**NOTE: If by following the flow chart the instrument is deemed to be unsafe for continued use you MUST NOT continue PM work. Inform the customer immediately of the Agilent recommendation that use of the instrument be discontinued.**

- ☒ Discuss any specific issues with the customer before starting.
- ☐ For HF application systems, if standard sample introduction system was not installed, ask the customer to install it. *N/A*
- ☒ Review the instrument logbook for recorded problems and comments.
- ☒ Save instrument control settings before starting the procedure.
- ☒ Perform a general inspection of the system for cleanliness.
- ☒ Check for proper installation of parts, assemblies, sensors etc.
- ☒ Check system for required installation of components, settings as defined by current Service Notes
- ☒ Check for required firmware updates and verify with customers if they would like them installed.
- ☒ Use SVD to perform a Full Wavelength Scan for Cu HCL - "As found test\_1"
- ☒ Perform a Basic Cu ABS test - "As found test\_2"
- ☒ Print the Details page or screen captures of the test results and attach to the end of this checklist.

Revision: 10.00, Issued: November 2021

© Agilent Technologies, Inc. 2021



## Instrument Maintenance

## System Information

- ☒ Check this box if an instrument configuration report is attached instead of completing the table.

Instrument System Name and ID	240 FS AA / PIV 13160001 / UAE. MEM. 2558
Instrument System Site and Location	Heavy metal Analysis Unit / UNITED ANALYST AND ENGINEERING

List System Component Product Numbers	List the Serial Numbers of each Component
1. 09432A	PIV13160001
2. 09444A	PIV18150001
3.	
4.	
5.	
6.	
7.	
8.	
9.	

## Preparation, Safe operation and Initial performance checks

Revision: 10.00, Issued: November 2021

© Agilent Technologies, Inc. 2021



## Preventive Maintenance Procedures

## FLAME SYSTEM section

- ☐ Section not applicable

## Electronic components

- ☒ Review and confirm instrument configuration data in SVD
- ☒ Confirm power supply voltages using the *SVD Power Supply diagnostic*.
- ☒ For Dual Beam instruments - Confirm RBC frequency using the *SVD RBC frequency diagnostic*.

## Mechanical components

- ☒ Check the burner adjuster controls for complete and free movement. If the burner adjuster needs lubrication, use Molykote 321 or mineral-based molybdenum disulphide grease.
- ☒ Run SVD tests to exercise all motor drives over the full range of their travel:
  - ☒ Monochromator drive
  - ☒ Slit drive
  - ☒ Lamp selector
  - ☐ ABA *N/A*

## Optics components

- ☒ Check that external optical surfaces are clean – Clean or replace as required.
- ☒ Use SVD and perform *Mono Wavelength Correction*.
- ☒ Use SVD and perform *Slit Calibration*.
- ☒ Use SVD and perform *Grating Squareness Diagnostic*.
- ☒ Use SVD and perform *Zero Order Offset/Mono Correction*.
- ☒ Use SVD and perform *Wavelength Repeatability*.
- ☒ Physically inspect selected HC lamps (customer to supply per their choice) and measure the % Gain for each lamp. Advise customer if lamps are showing emission degradation due to age.
- ☒ Check that the signal energy of the D2 and HC lamps track properly. Advise customer if their D2 lamp is showing emission degradation due to age.

Revision: 10.00, Issued: November 2021

© Agilent Technologies, Inc. 2021





### Sample Introduction and Atomization

- ☒ Inspect the burner interlock plate to ensure that the interlock pin is secure and correct for the burner type.
- ☒ Clean the burner slot with a clean white card.
- ☒ Check the uniformity of the slot width.
- ☒ Clean the burner if required.
- ☒ Change the burner o-ring.
- ☒ Clean the nebulizer, spray chamber and liquid trap.
- ☒ Change all o-rings and seals in the nebulizer, nebulizer block and spray chamber.
- ☒ Check that the pressure relief bung releases readily.
- ☒ Change o-rings on the fuel and oxidant delivery bars.
- ☒ Leave the liquid trap EMPTY and verify the flame will not ignite in this state.
- ☒ Refill liquid trap and check that overflow drains freely into the drain/waste tube.
- ☒ Check the drain/waste tube for good drainage. It should not have tight bends, kinks or loops and the lower end must be above the liquid level in the waste vessel.
- ☒ Check and clean the igniter electrode

### Gas handling components and safety interlocks

- ☒ Pressure test for leaks
- ☒ Leak test gasbox internal components and connections
- ☒ Check safety interlock status and operation using the *SVD interlock monitoring diagnostic*.

### Analytical performance for Flame systems

- ☒ Ignite a flame.
- ☒ Check that you can adjust the nebulizer uptake rate from 4 to 6.5 mL per minute.
- ☒ Optimize the instrument ready to perform Cu sensitivity test.
- ☒ Create a manual method to perform a Basic Cu ABS test - "Final Performance Testing"
- ☒ Run a PM completed sensitivity test for a 5 ppm copper sample and record the results in the AA PM Performance test results and measurements table.

Revision: 10 00, Issued: November 2021

© Agilent Technologies, Inc. 2021



เอกสารไม่ควบคุม

### FURNACE SYSTEM section

☒ Section not applicable

#### Electronic components

- ☐ Review and confirm instrument configuration data in SVD
- ☐ Confirm power supply voltages using the *SVD Power Supply diagnostic*.

#### Mechanical components

- ☐ Run SVD tests to exercise all motor drives over the full range of their travel:
  - ☐ Monochromator drive
  - ☐ Slit drive
  - ☐ Lamp selector

#### Optics components

- ☐ Check that external optical surfaces are clean – Clean or replace as required.
- ☐ Use SVD and perform *Mono Wavelength Correction*.
- ☐ Use SVD and perform *Slit Calibration*.
- ☐ Use SVD and perform *Grating Squareness Diagnostic*.
- ☐ Use SVD and perform *Zero Order Offset/Mono Correction*.
- ☐ Use SVD and perform *Wavelength Repeatability*.
- ☐ Physically inspect selected HC lamps (customer to supply per their choice) and measure the % Gain for each lamp. Advise customer if lamps are showing emission degradation due to age.

### Gas handling, water system and workhead component checks

- ☐ Inspect the GTA workhead gas hoses and connections for leaks.
- ☐ Pressure test for gas leaks
- ☐ If the cooler system is accessible (stand-alone) check for correct operation and coolant/water level – this includes any temperature and pressure settings plus filter cleaning (air flow and water).
- ☐ Inspect the GTA workhead water hoses and connections for leaks.
- ☐ Check all graphite components and replace if necessary.

Revision: 10 00, Issued: November 2021

© Agilent Technologies, Inc. 2021



เอกสารไม่ควบคุม

- ☐ Tube
- ☐ Electrodes
- ☐ Shroud

- ☐ Check and clean the end windows on the workhead.
- ☐ Check safety interlock operation.

### Analytical performance for Furnace systems

- ☐ Optimize the instrument ready to perform Cu sensitivity test.
- ☐ Run the sensitivity test for a 25 ppb copper sample and record the results in the results table.

### PSD autosampler accessory for Furnace systems

- ☒ Section NOT Applicable
- ☐ Check condition of the PSD capillary – replace if necessary
- ☐ Check condition and operation of PSD syringe – ensure it does not have air locks and bubbles.
- ☐ Change PSD rinse bottle o-ring.
- ☐ Check and clean the rinse vessel.
- ☐ Check the drain tube for good drainage. It should not have tight bends, kinks or loops and the lower end must be above the liquid level in the waste vessel.
- ☐ Ensure that the waste vessel is suitable for use with the furnace system.

### Sample introduction pump system (SIPS) accessory

- ☒ Section NOT Applicable
- ☐ Re-torque screws securing the hubs, presser arms and pump rotors.
- ☐ Adjust each roller so that it rotates freely.
- ☐ Wipe clean the pump rotor rollers and pump bands with a dry clean cloth.
- ☐ Ensure that the presser arms and the surfaces near the pump are free from dirt and spills.
- ☐ Remove the pump module rear cover and check for the incursion of liquids and any signs of corrosion.
- ☐ Re-torque the nuts that fasten the motor mounting plates to the chassis.
- ☐ Check clips securing the diluents holder and replace if necessary.
- ☐ Disconnect, clean T-piece, and reassemble the tubing using the following steps.

Revision: 10 00, Issued: November 2021

© Agilent Technologies, Inc. 2021



เอกสารไม่ควบคุม

- ☐ Remove the T-piece by disconnecting the pump tubes, the pump bands and all other tubing.
- ☐ Place the T-piece in an ultrasonic bath containing strong detergent 1-5% Decon 30 or similar, for approximately 5-10 minutes.
- ☐ Wash the T-piece under a tap with a strong flow of water.
- ☐ Rinse with distilled water through all of the inlets in the reverse direction to normal sample flow.
- ☐ Reassemble.

### Sample preparation system (SPS 4) accessory

☒ Section NOT Applicable

The Agilent SPS 4 autosampler is designed to need minimal maintenance.

The following maintenance requirements are suggested to maintain the performance of the autosampler.

- ☐ Cleaning the spill tray, rack location mat, end frames and chassis accessories with a damp soft cloth and diluted mild detergent.
- ☐ Cleaning the autosampler cover panels with domestic window cleaner.
- ☐ Checking the X- axis and Z- axis drive belts for cracks, splits, damaged teeth, excessive fraying, color changes or degradation from fumes.
- ☐ Check the X- axis, Theta- axis and Z- axis FFC cables for cracks, incorrect positioning, damaged edge or damaged connectors.

**NOTE: The autosampler requires no extra lubrication throughout its lifetime.**

For further details refer to the SPS 4 service manual G8410-90050.

### Sample preparation system (SPS 3) accessory

☒ Section NOT Applicable

- ☐ Check the x-axis and z-axis timing belts – Replace if there is any cracks, splits or color deterioration and belt tension.
- ☐ Check belt tensions - adjust if required
- ☐ Check the lubrication pad for single x-axis shaft. If pad is dry or customer has observed any vibration or erratic movements of the x-axis carriage, add 1 mL of Dow Corning 200 @ Fluid, 200 CS into the well.
- ☐ Check the auto-sampler ability to find tube positions - Calibrate if required.
- ☐ Clean the exterior surfaces of the accessory with soft lint free cloth. This cloth can be dampened with warm water or a mild detergent. Do not use organic solvents or abrasive cleaning agents.

Revision: 10 00, Issued: November 2021

© Agilent Technologies, Inc. 2021



เอกสารไม่ควบคุม

### Vapor generation accessory VGA (hydride generator)

#### Section NOT Applicable

- ☒ Inspect VGA gas supply hose.
- ☒ Inspect/replace VGA pump tubing.
- ☒ Check low gas pressure interlock setting – adjust if required.
- ☒ Check precision orifice gas flow setting – adjust if required.
- ☒ Check gas regulator pressure to 46 psi (325 kPa) – adjust if required.
- ☒ Clean the exterior surfaces of the accessory with soft lint free cloth. This cloth can be dampened with warm water or a mild detergent. Do not use organic solvents or abrasive cleaning agents.

### UltraAA lamp accessory (external)

#### Section NOT Applicable

- ☐ Check the condition of the power cable.
- ☐ Clean the exterior surfaces of the accessory with soft lint free cloth. This cloth can be dampened with warm water or a mild detergent. Do not use organic solvents or abrasive cleaning agents.

### Restore System

- ☒ If you have altered the customer's instrumentation during the course of PM, restore to the original status to allow the customer to conduct their normal activities (e.g., reload the customer's method.)

### Guidance

If the PM service is performed prior to a qualification service, then use the qualification procedure as a guide for final instrument set up and checkout.

Revision: 10.00, Issued: November 2021

© Agilent Technologies, Inc. 2021

Agilent  
เอกสารไม่ควบคุม

### Signature Page

#### Service Review

- ☒ Attach available reports/printouts of all tests to this documentation.
- ☒ Record the Preventive Maintenance service activity in the customer's records/logbook.
- ☒ Update/reset instrument maintenance counters as appropriate.
- ☒ Affix the PM sticker to the system or instrument logbook based on the customer's request.
- ☒ Complete the Service Engineer Comments section if there are additional comments.
- ☒ Review this service, parts replaced, and test results obtained with the customer.
- ☒ If the instrument firmware was updated, record the details of the change in the Service Engineer's Comments box or if necessary, in the customer's IQ records.

#### Test Results

Test Description	Expected Test Result	Actual Test Result
<b>Flame optics PMT Gain test</b>		
For copper at 324.8 nm, 4 mA, 0.5 nm slit width	< 55 %	45.1
<b>Flame performance test with 5 ppm copper sample</b>		
Air /acetylene, mixing paddle removed	Abs value > 0.5	0.5514
Air /acetylene, mixing paddle installed, 10 replicates	%RSD < 1.0	0.41
<b>Deuterium furnace optics PMT Gain test</b>		
For copper at 324.8 nm, 4 mA, 0.5 nm slit width	< 55 %	–
<b>Deuterium furnace performance test with 25 ppb copper sample (324.8 nm)</b>		
Precision %RSD	≤ 4.0%	–
Abs value	≥ 0.15	–
<b>Zeeman furnace analytical performance: 25 ppb copper sample (327.4 nm)</b>		
Precision %RSD	≤ 4.0%	–
Abs value	≥ 0.10	–
MSR%	≥ 70 %	–

Revision: 10.00, Issued: November 2021

© Agilent Technologies, Inc. 2021

Agilent  
เอกสารไม่ควบคุม

### AA consumable and parts list table

Part Description	Part Number	Product/Model # where used	PM supplied or Consumable	Instrument-Type
Test Solution – Cu 5ppm solution	6610030100	50 55 140 240 280	PM supplied	Common
Test Solution - Blank solution	5190-7001	50 55 140 240 280	PM supplied	Common
Copper, 1000 ug/ml, 100ml	5190-8279	50 55 140 240 280	*	Common
Kit, Mk 7 O-rings, aqueous, complete set	9910093400	50 55 140 240 280	PM supplied	Flame
Organic Kit	9910093500	50 55 140 240 280	PM supplied	Flame
Wire Nebulizer Cleaning	9910024700	50 55 140 240 280	consumable	Flame
Tubing-Capillary Std Nebs	9910024800	50 55 140 240 280	consumable	Flame
Capillary Tube Hvac Neb (3) (organics only)	9910044000	50 55 140 240 280	consumable	Flame
Glass impact beads (5/pk)	9910025700	50 55 140 240 280	consumable	Flame
Teflon impact beads (5/pk): (organics only)	9910053300	50 55 140 240 280	consumable	Flame
Burner cleaning strip (100/pk)	9910053900	50 55 140 240 280	consumable	Flame
Window UV silica – round (right side)	2010082600	50 55 140 240 280	PM supplied	Common
Window UV silica – rectangular (left side)	2010082500	50 55 140 240 280	PM supplied	Common
Pad adhesive window (round)	4910012700	50 55 140 240 280	PM supplied	Common
Pad adhesive window (rectangular)	4910012800	50 55 140 240 280	PM supplied	Common
Electrode kit (1 pr) (D2)	6310003400	GTA120	PM supplied	Furnace
Shroud (D2)	6310003100	GTA120	PM supplied	Furnace
Zeeman electrode kit (1 pr)	6310003500	GTA120	PM supplied	Furnace
Zeeman shroud	6310003600	GTA120	PM supplied	Furnace
O-ring PSD rinse bottle	6910025900	PSD120	PM supplied	Furnace

\* For engineers who only service AA instruments 5190-8279 can be used as a cheaper alternative for 6610030100.

Items classified as PM supplied in the above table are included in the standard PM Those classified as consumable should be provided by the customer or charged to the customer if supplied by the Agilent service engineer.

Revision: 10.00, Issued: November 2021

© Agilent Technologies, Inc. 2021

Agilent  
เอกสารไม่ควบคุม

### Service Engineer Comments (optional)

If there are any specific points you wish to note as part of performing the installation or other items of interest for the customer, please write in this box.

#### Service Completion

Service request number 600569633 Date service completed Jan 30, 2023  
 Agilent signature Nikun L. Customer signature Chonthanon  
 Total number of pages in this document 13

Revision: 10.00, Issued: November 2021

© Agilent Technologies, Inc. 2021

Agilent  
เอกสารไม่ควบคุม

# SVD Results Report



Report ID: 7 Diagnostic Start Time: 30/01/2023 9:07:52 AM Diagnostic End Time: 30/01/2023 9:53:18 AM

Customer: UNITED ANALYSIS AND ENGINEERING CONSULTANT: Nukoon Lueangsangwan  
Address: Contact Details: 02-637-6363

## Instrument Configuration

### Configuration:

Serial Number: MY13160001 Turret Type: Automatic  
Instrument Model: Varian AA140/240/280 Number Of Lamps: 4  
Flame Instrument: True Mono Type: Automatic  
Furnace Instrument: True Gasbox Type: 'Y' Gas Box  
Zeeman Present: False Auto Burner Adjuster: False  
Internal Zeeman: False Mains Frequency: 50  
Internal UltraAA: False Firmware Version: 2.11  
Optics Type: Double Beam Photomultiplier Type: Normal(900nm)  
D2 BG Correction Fitted: True PWB Version: 45  
Boot Block Version:

## EEPROM Data:

Instrument Run Hours: 59326.383 D2 Run Hours: 46984.500  
Zero Wavelength Offset: 30.175 D2 Serial Number: not set !  
Mono Correction: 0.760 D2 Install Date: 01/01/1970  
Flame Hours: 28887.084 D2 Original Intensity: 1.000  
D2 Last Intensity: 475.000

## Frequency:

Averaging Period: 30.0  
Datapoint Count: 20

Upper Limit: 51.00 Highest Measured Frequency: 50.00  
Average Frequency: 50.00  
Lower Limit: 49.00 Lowest Measured Frequency: 50.00

Result: **Passed**

Report Generated At: 30/01/2023 9:54:51 AM

1

เอกสารไม่ควบคุม SVD

## Power Supply:

Averaging Period: 30.0

Datapoint Count: 20

	Lower Limit (V)	Actual (V)	Upper Limit (V)	Result:
12.00 V Rail	10.80	12.17	13.20	<b>Passed</b>
-12.00 V Rail	-13.20	-11.90	-10.80	<b>Passed</b>
5.00 V Rail	4.50	5.02	5.50	<b>Passed</b>
310.00 V Rail	279.00	320.00	341.00	<b>Passed</b>

Report Generated At: 30/01/2023 9:54:51 AM

2

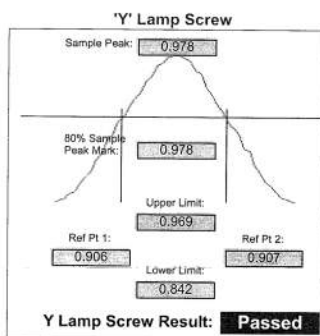
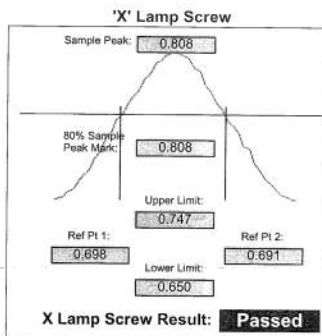
เอกสารไม่ควบคุม SVD

## Optics

### Beam Balance:

Lamp Type:  
Lamp Socket Used:

Peak Selected:  
Lamp Alignment: **Performed**



## Grating Squareness:

Lamp Element(s): Cobalt/Chromium/Copp  
Lamp Turret Position: 3  
Lamp Current(mA): 10.00  
Slit Width(nm): 0.2  
1st Order Wavelength(nm): 324.80  
Lamp Alignment: **Performed**

	Lower Limit (nm)	Actual (nm)	Upper Limit (nm)	Result:
Zero Order	-0.10	0.00	0.10	<b>Passed</b>
First Order	324.45	324.80	325.15	<b>Passed</b>
Second Order	649.23	649.55	649.97	<b>Passed</b>

Report Generated At: 30/01/2023 9:54:51 AM

3

เอกสารไม่ควบคุม SVD

## Wavelength Repeatability:

Lamp Used: Copper Lamp Current(mA): 4  
Peak Used(nm): 324.750 Slit Width(nm): 0.2  
Connected to Socket: 3 Slit Height: Normal  
Lamp Alignment: **Performed**  
Lower Limit(nm) 324.768 324.888 Upper Limit(nm)  
(Approach from Zero Order) (Approach from end)  
Sample 1: 324.828 Sample 2: 324.828  
Sample 3: 324.823 Sample 4: 324.823  
Sample 5: 324.823 Sample 6: 324.823  
Sample 7: 324.823 Sample 8: 324.819  
Sample 9: 324.823 Sample 10: 324.819  
Mean: 324.824 Standard Deviation: 0.002  
Result: **Passed**

Report Generated At: 30/01/2023 9:54:51 AM

4

เอกสารไม่ควบคุม SVD



## Mechanical

Wavelength Drive:

Passed

Slit Drive:

Passed

Turret Drive:

Passed

Auto Burner Adjuster Drive:

Untested

## Miscellaneous

Signal Processing Linearity:

Calculate Mode: New Calc Mode

	Lower Limit	Actual	Upper Limit	Result:
S0	114	261	297	Passed
S1	156	164	191	Passed
S2	271	296	332	Passed
S3	474	507	579	Passed
S4	825	917	1008	Passed
S5	1435	1528	1754	Passed
S6	2498	2768	3053	Passed
S7	4347	4749	5313	Passed

Interlocks:

Burner Fitted: Working

Flame Detect: Working

N2O Burner Fitted: Untested

GCU Active: Working

Flame Shield Closed: Working

Oxidant Pressure: Working

Gas Control Fitted: Untested

Oxidant Changeover: Untested

Pressure Release Bung Fitted: Working

Ignition: Working

Liquid Trap Fitted: Working

Report Generated At: 30/01/2023 9:54:51 AM

5

เอกสารไม่ควบคุม SVD

## Auto Lamp Recognition:

Lamp 1: Uncoded Lamp/Not Connected

Lamp 5: Not Supported

Lamp 2: 87 - Silver/Cadmium/Lead/Zinc(UltrAA) (Ag/C

Lamp 6: Not Supported

Lamp 3: 76 - Cobalt/Chromium/Copper/Iron/Manganese

Lamp 7: Not Supported(Ni)

Lamp 4: Uncoded Lamp/Not Connected

Lamp 8: Not Supported

Result: Passed

GTA Temperature Monitoring:

Not Performed

Notes:

Signatures:

UNITED ANALYSIS AND ENGDate:RIING CONSULTANukoon Lueangsangwan Date

Report Generated At: 30/01/2023 9:54:51 AM

5

เอกสารไม่ควบคุม SVD

Report Generated At: 30/01/2023 9:54:51 AM

6

เอกสารไม่ควบคุม SVD

Sequential by time report

30/01/2023 10:58 AM

SpectrAA

Analyst  
Date Started 30/01/2023 10:56 AM GMT: 30/01/2023 3:56 AM  
Worksheet Cu 5 ppm Sensitivity  
Comment  
Methods Cu  
Computer name HEM-212  
Serial Number: MY13160001

Method: Cu (Flame)

Sample ID	Conc. mg/L	%RSD	Mean Abs
Cu 5 ppm PreTest	UNCAL	0.1	0.5516
Readings			
0.5524	0.5512	0.5510	30/01/2023

Sequential by time report

30/01/2023 11:03 AM

SpectrAA

Analyst  
Date Started 30/01/2023 11:00 AM GMT: 30/01/2023 4:00 AM  
Worksheet Cu 5 ppm Sensitivity 01  
Comment  
Methods Cu  
Computer name HEM-212  
Serial Number: MY13160001

Method: Cu (Flame)

Sample ID	Conc. mg/L	%RSD	Mean Abs
Cu 5 ppm Precision	UNCAL	0.4	0.5394
Readings			
0.5383	0.5418	0.5407	0.5358
0.5406	0.5429	0.5410	0.5367
			30/01/2023

เอกสารไม่ควบคุม

เอกสารไม่ควบคุม

Analyst  
Date Started 30/01/2023 12:22 PM GMT: 30/01/2023 5:22 AM  
Worksheet Hg  
Comment  
Methods Hg  
Computer name HEM-212  
Serial Number: MY13160001

Method: Hg (Vapor)

Sample ID	Conc. ug/L	%RSD	Mean Abs
Hg 10 ppb	UNCAL	0.2	0.1713
	Readings		
	0.1710	0.1716	0.1712
			30/01/2023

## Agilent CrossLab Start Up Services

Agilent 5100 5110 ICP-OES  
Preventive Maintenance

Agilent Preventive Maintenance provides factory recommended service for your analytical instruments to assure reliable operation and the accuracy of your results

Delivered by highly trained and certified service engineers using genuine Agilent parts and supplies, Agilent Preventive Maintenance provides what you need to reduce unplanned downtime and keep your systems operating at their peak performance.

This checklist is used as a guide for completing the preventive maintenance tasks. A signed copy of this checklist is provided for your records.

Revision: A.02, Issued: 21 January 2022  
Document Number: G8014-90075  
© Agilent Technologies, Inc. 2022

Page 1 of 14

เอกสารไม่ควบคุม

เอกสารไม่ควบคุม

Agilent 5100, 5110 Preventive Maintenance Checklist

Agilent 5100, 5110 Preventive Maintenance Checklist

## Introduction

## Customer Information

- Customers should provide all necessary operating supplies upon request of the engineer.
- A customer representative should be available to the engineer while performing the preventive maintenance procedures. Customers are responsible for regular maintenance and are encouraged to observe the service representative.
- Any parts not included in the Parts Lists section of this document are not part of the recommended Preventive Maintenance service nor are they included in the price of this service.
- If a system requires the use of extra or special procedures and/or parts for the maintenance service, then these must be ordered separately and charged as a repair, which may incur additional costs.
- For customers using HF applications, the instrument should be returned to its standard sample introduction system.

## Important Customer Web Links

- To access **Agilent University**, visit <http://www.agilent.com/crosslab/university/> to learn about training options, which include online, classroom and onsite delivery. A training specialist can work directly with you to help determine your best options.
- To access the **Agilent Resource Center** web page, visit <https://www.agilent.com/en-us/agilentresources>. The following information topics are available:
  - Sample Prep and Containment
  - Chemical Standards
  - Analysis
  - Service and Support
  - Application Workflows
- The **Agilent Community** is an excellent place to get answers, collaborate with others about applications and Agilent products, and find in-depth documents and videos relevant to Agilent technologies. Visit <https://community.agilent.com/welcome>
- Videos about specific preparation requirements for your instrument can be found by searching the **Agilent YouTube** channel at <https://www.youtube.com/user/agilent>
- Need to place a service call?** [Flexible Repair Options](#) | Agilent

เอกสารไม่ควบคุม

เอกสารไม่ควบคุม

## Service Engineer's Responsibilities

- Contact the customer and ensure that all necessary supplies are available before the preventive maintenance visit.
- Only select those pages that relate to the system or module being serviced.
- Complete empty fields with the relevant information.
- Complete the relevant checkboxes in the checklist using either a "X" or tick mark "✓".
- Check "Service not applicable" check boxes to indicate services/tasks not delivered, as appropriate.
- Complete the Preventive Maintenance services in the most logical order relevant to the individual system service in the order of the tasks listed.
- Complete the **Service Review** section together with the customer.
- Complete the fields for page numbers at the foot of each selected page
- Add relevant page numbers to selected pages and complete the total number of pages field in the Service Completion section
- Ask the customer to sign the Service Verification section including the customer's and your signature.

เอกสารไม่ควบคุม

## Instrument Maintenance

### System Information

- ☐ Check this box if an instrument configuration report is attached instead of completing the table.

Instrument System Name and ID	5110 VDV ICP-OES
Instrument System Site and Location	URE

List System Component Product Numbers	List the Serial Numbers of each Component
1. G 8013A	77 16030001
2.	
3.	
4.	
5.	
6.	
7.	
8.	
9.	

ICP-OES Configuration Table	Circle the type or write in the type if other
Nebulizer Type	SeaSpray   OneNeb   Conikal   Other
Spray Chamber	Cyclonic Single Pass   Cyclonic Double Pass   Other
Torch	Radial   Dual View   Other
Torch Type	One Piece   Semi Demountable   Fully Demountable   Other
Injector Diameter	2.4mm   1.8mm   1.4mm   0.8mm   Other
Injector Material	Quartz   Ceramic   Other

เอกสารไม่ควบคุม

## Preparation

- ☒ Discuss any specific issues with the customer before starting.
- ☒ Review the instrument logbook for recorded problems and comments.
- ☒ Save instrument control settings before starting the procedure.
- ☒ Perform a general inspection of the system for cleanliness.
- ☒ Check for proper installation of parts, assemblies, sensors etc.
- ☒ Check system for required installation of components and implementation of Service Notes
- ☒ Check for required firmware/software updates and verify with customers if they would like them installed.
- ☐ For HF application systems, if standard sample introduction system was not installed, ask the customer to install it. *with*
- ☒ Ask the customer to remove any samples from the ICP-OES sample introduction area, auto sampler or around the ICP-OES.

เอกสารไม่ควบคุม

## Preventive Maintenance Procedures

### Record Pre-PM instrument performance

- ☒ Run Instrument Performance test.
- ☒ Record results in Instrument Performance Test Results Table – Pre-PM.

### Clean and inspect ICP-OES system

- ☒ Look for any obvious external damage or problems.
- ☒ Inspect water cooling hoses, gas lines and power cord for excessive wear or damage.
- ☒ Perform a general internal inspection of the system for excessive dust accumulation, clean if necessary.
- ☒ Inspect sample introduction components and record any required maintenance in the Service Engineer Comments and notify the customer as the required actions required.
- ☒ Record the instrument operating conditions in the ICP-OES Status Results Table.
- ☒ Replace the polychromator purge filter.
- ☒ Replace the radial pre-optics window
- ☒ Replace the axial pre-optics window for SVDV and VDV instruments.
- ☒ Check exhaust flow for the correct positive extraction at the exhaust duct to insure they meet minimum specifications.
- ☒ Replace air inlet dust filter.
- ☐ Replace high capacity air inlet dust filter element if installed. *with*
- ☒ Remove and clean instrument water inlet filter.

### Agilent Water Recirculator

- ☐ Service not applicable
- ☒ Drain cooling fluid and remove any particles from the chiller reservoir
- ☒ Remove, clean and reinstall water inlet metal mesh filter if present.
- ☒ Re fill with Agilent Cool Clear cooling fluid.
- ☒ Clean the cooling system Air filter and the condenser.

เอกสารไม่ควบคุม



## SPS 3 Auto Sampler

- ☒ **Service not applicable**
- ☐ Power cycle the autosampler and verify successful initialization.
- ☐ Inspect X and Z axis belts for wear. Replace is necessary.
- ☐ Clean X and Z axis slide shafts.
- ☐ Using customer's racks and the Agilent software move the sample probe to the 4 outermost corners and rinse port, ensure that the probe is approximately centered in the vial.

## SPS 4 Auto sampler

- ☒ **Service not applicable**
- ☐ Clean the spill tray, rack location mat, end frames and chassis with a damp soft cloth and diluted mild detergent.
- ☐ Clean the auto sampler cover panels, if cover kit is installed, with domestic window cleaner.
- ☐ Check the X-axis and Z-axis drive belts for cracks, splits, damaged teeth, excessive fraying, color changes or degradation from fumes.
- ☐ Check the X-axis, Theta-axis and Z-axis FFC cables for cracks, incorrect positioning, damaged edges or damaged connectors.
- ☐ Pump Tubing Replacement. Replace peristaltic pump tubing. Replace all tubing that goes from the rinse station to the pump and from the pump to the waste/rinse bottles
- ☐ Test using customer's tray and move the sample probe to the sample vial 1, wash vial and rinse port and ensure that the probe is centered in the vial. If not use calibration wizard and calibrate the position.

## AVS 4, 6, 7 Advanced Valve System

- ☒ **Service not applicable**
- ☐ Replace valve rotor seal
- ☐ Check fittings for signs of leaks
- ☐ Check tubing including autosampler tubing for kinks or excessive wear
- ☐ Check high flow pump for signs of leaks

เอกสารไม่ควบคุม

## ICP-OES adjustment

- ☒ Check position of Zn peak, adjust if required.
- ☒ Check Argon Ratio, adjust to specified value if required.
- ☒ Perform Detector Calibration.
- ☒ Perform Instrument Calibration.

## Record Post-PM instrument performance

- ☒ Run Instrument Performance test.
- ☒ Record results in Instrument Performance Test Results Table - Post PM.
- ☒ For systems using ICP Expert version 7.3 and above, run the following Instrument tests
- ☒ Subsystem Communications Test
  - ☒ Air Flow
  - ☒ Water Flow
  - ☒ Gas Flows
  - ☒ RF Generator
  - ☒ Camera Test
  - ☒ Optics Test
  - ☒ Nebulizer Test
- ☒ Record the result in the Instrument Test Results Table

เอกสารไม่ควบคุม

## Restore Instrument

- ☐ For HF applications, ask the customer to reinstall their sample introduction system. **N/A**
- ☒ Leave system in an idle state: on and purging.
- ☒ Guidance: If the PM service is performed prior to a qualification service, then use the qualification procedure as a guide for final instrument set up and checkout.

## Service Review

- ☒ Attach available reports/printouts of all tests to this documentation.
- ☒ Record the Preventive Maintenance service activity in the customer's records/logbook.
- ☒ Record the PM event in the Smart Alerts logbook, if applicable.
- ☒ Update/reset instrument maintenance counters as appropriate.
- ☒ Affix the PM sticker to the system or instrument logbook based on the customer's request.
- ☒ Complete the Service Engineer Comments section if there are additional comments.
- ☒ Review this service, parts replaced, and test results obtained with the customer.
- ☒ If the instrument firmware was updated, record the details of the change in the Service Engineer's Comments box. Systems in a compliant environment may need additional documentation.
- ☒ **Complete the Signature Page with both Service Engineer and Customer signatures.**

เอกสารไม่ควบคุม

## Test Results

## Instrument Performance Test Results Table

Note: These measurements do not form part of any specification and are for reference only.

	Pre PM Sensitivity Check		Post PM Sensitivity Check	
	Radial	Axial *	Radial	Axial*
Zn 213.857 nm SRBR	4190.3	6849.9	4700.8	7564.2
Mn 257.610 nm SRBR	13681.0	27295.3	14569.1	29992.5
Al 396.152 nm SBR	12.1	14.6	11.3	13.6
K 766.491 nm SBR	8.0	31.2	7.4	39.7

\* Axial result is not applicable for G8016AA, G8012AA Radial View instruments.

## Instrument Test Results Table

Note: The Instrument Test results are for systems using ICP Expert version 7.3 and above only.

Instrument Test	Result
Subsystem Communications Test	Pass
Air Flow	Pass
Water Flow	Pass
Gas Flows	Pass
RF Generator	Pass
Camera Test	Pass
Optics Test	Pass
Nebulizer test	Pass

เอกสารไม่ควบคุม

## ICP-OES Status Results Table

Note: These measurements do not form part of any specification and are for reference only.

Measurement	Standby Mode	Plasma On
Mains Voltage	225.153 VAC	220.613 VAC
Mains Current	0.090 A	0.219 A
Instrument Temperature	24.0 °C	25.1 °C
RF Air Flow (sensor speed)	15.0 Hz	19.0 Hz
Plasma Exhaust Temperature	No measurement	39.2 °C
Water Flow Oscillator	No measurement	1.57 L/min
Water Flow Detector	0.84 L/min	0.81 L/min
Water Inlet Temperature	17.3 °C	17.8 °C
Polychromator Temperature	35.0 °C	35.0 °C
CCD Temperature	-39.8 °C	-39.8 °C
Thermal Stabilizer	35.0 °C	35.0 °C
Argon Supply Pressure	659.52 kPa	608.63 kPa
Purge Gas Supply Pressure*1	656.41 kPa	627.71 kPa
Option Gas Supply Pressure*1	- kPa	- kPa
Nebulizer Flow	No measurement	0.70 L/min
Nebulizer Back Pressure	No measurement	166.30 kPa
Plasma Gas Flow	No measurement	11.98 L/min
Auxiliary Gas Flow	No measurement	7.00 L/min
RF Power	No measurement	1199.5 W
RF Supply Current	No measurement	5.223 A
RF Supply Voltage	No measurement	194.481 V

\*1 If option installed

Revision: A.02, Issued: 21 January 2022  
Document Number: G8014-90075  
© Agilent Technologies, Inc. 2022

Page 12 of 14



เอกสารไม่ควบคุม

## Consumed PM Parts

Part Description	Part Number	Product or Model# where used	Quantity consumed
Axial Pre-Optic Window	G8010-68014	G8010A, G8011A, G8014A/G8015A	1
Radial Pre-Optic Window	G8010-68015	All	1
Agilent Cool Clear Coolant Fluid	5799-0037	Agilent Water Recirculator	-
Purge Gas Filter	G8010-60136	All	1
Air inlet filter	G8000-68002	All	1
High Capacity Air Filter	G8010-60189	Optional	-
Rotor seal for 6-7 port valve for AVS6/7	G8494-60002	G8494A/G8495	-
Rotor seal for 4 port valve for AVS4	G8493-60002	G8493A	-
Rinse solution to rinse station 2.5mm id x 1m	G8410-80123	SPS 4	-
Barb connector 2.5mm-1.5mm ID	G8410-80124	SPS 4	-
PVC waste tubing, 8mm od x 5mm id, 2m	G8410-80122	SPS 4	-
Additional Parts may be required from engineer's stock:			
X axis drive belt	5410047500	SPS 3	-
Z axis drive belt	5410047400	SPS 3	-
Peristaltic pump tubing, PVC SolvaFlex, 3 bridged,	3710049000	SPS 4	-

## Consumed Parts Reference

(Purchased by customer, not included as part of PM)

☐ Section Not Applicable

Part Description	Part Number	Product or Model# where used	Quantity consumed

Revision: A.02, Issued: 21 January 2022  
Document Number: G8014-90075  
© Agilent Technologies, Inc. 2022

Page 13 of 14



เอกสารไม่ควบคุม

## Signature Page

## Service Engineer Comments (optional)

If there are any specific points you wish to note as part of performing the installation or other items of interest for the customer, please write in this box.

## Service Verification

Service Request Number:

6006371120

Service Engineer Name:

Kanyakorn S.

Service Engineer Signature:

Kanyakorn S.

Total number of pages in this document:

14

Date Service Completed:

15 Nov 2023

Customer Name:

Aphorn Onkong

Customer Signature:

Aphorn Onkong

Revision: A.02, Issued: 21 January 2022  
Document Number: G8014-90075  
© Agilent Technologies, Inc. 2022

Page 14 of 14



เอกสารไม่ควบคุม

Report Summary	
Instrument Model	Agilent 5100/5110 VDV ICP-OES
Instrument ID	G8011A/G8015A
Instrument Serial Number	MY18030001
Software Version	7.3.1.9507
Firmware Version	3442
Tested By	Kanyakorn S.
Test Completed On	11/13/2023 9:18:24 AM
Result Summary	
Subsystem Communications Test	Skipped
Air Flow Test	Skipped
Water Flow Test	Skipped
Gas Flows Test	Skipped
RF Generator Test	Skipped
Camera Test	Skipped
Optics Test	Skipped
Advanced Valve System Test	Skipped
Resolution Test	Pass
Sensitivity Test	Fail
Precision Test	Pass

Page 1 of 4

เอกสารไม่ควบคุม



Resolution Test			Pass
Element Wavelength	Specification	Width	
N (174.213 nm)	≤ 9.40	6.92	
As (188.980 nm)	≤ 8.20	6.12	
C (193.027 nm)	≤ 11.50	8.31	
Mo (202.032 nm)	≤ 8.20	6.35	
Cr (206.158 nm)	≤ 13.40	8.99	
Zn (213.857 nm)	≤ 8.70	6.64	
Pb (220.353 nm)	≤ 9.50	7.06	
Co (228.615 nm)	≤ 17.20	11.68	
Ba (230.424 nm)	≤ 9.40	7.27	
Mn (257.610 nm)	≤ 13.30	9.46	
Mn (260.568 nm)	≤ 20.30	14.18	
Cr (267.716 nm)	≤ 11.00	8.01	
Cu (324.754 nm)	≤ 25.00	18.89	
Cu (327.395 nm)	≤ 14.20	11.29	
Sr (338.071 nm)	≤ 33.50	24.46	
Ba (455.403 nm)	≤ 44.00	33.62	
Sr (460.733 nm)	≤ 36.00	17.37	
Ba (493.408 nm)	≤ 36.00	25.47	
Ba (514.171 nm)	≤ 42.00	25.43	
Ar (675.283 nm)	≤ 74.00	60.50	
K (766.491 nm)	≤ 80.00	65.33	

Page 2 of 4

เอกสารไม่ควบคุม

Sensitivity Test			Fail		
Radial					
Element Wavelength	Specification	Method	Ratio	Standard	Blank
As (188.980 nm)	≥ 46.0	SRBR	142.0	958.5	41.7
Se (196.026 nm)	≥ 41.0	SRBR	105.9	937.4	67.5
Zn (213.857 nm)	≥ 1421.0	SRBR	4190.3	44372.5	111.6
Pb (220.353 nm)	≥ 46.0	SRBR	213.9	2521.3	125.4
Mn (257.610 nm)	≥ 3518.0	SRBR	13681.0	279651.7	416.6
Al (396.152 nm)	≥ 3.4	SBR	12.1	52269.7	3994.3
Ba (493.408 nm)	≥ 34.0	SBR	185.8	2294372.8	12280.0
K (766.491 nm)	≥ 1.8	SBR	8.0	107401.4	11876.7
Axial					
Element Wavelength	Specification	Method	Ratio	Standard	Blank
As (188.980 nm)	≥ 208.0	SRBR	189.4	2285.0	129.5
Se (196.026 nm)	≥ 159.0	SRBR	168.7	2813.7	233.8
Zn (206.200 nm)	≥ 234.0	SRBR	905.0	10158.4	123.0
Zn (213.857 nm)	≥ 1743.0	SRBR	6849.9	135760.6	390.5
Cd (214.439 nm)	≥ 4227.0	SRBR	5597.6	92921.3	273.9
Pb (220.353 nm)	≥ 320.0	SRBR	454.8	10111.2	451.1
Mn (257.610 nm)	≥ 10625.0	SRBR	27295.3	1126118.1	1697.0
Cr (267.716 nm)	≥ 1048.0	SRBR	3948.2	144875.3	1322.0
Cu (324.754 nm)	≥ 19.0	SBR	49.2	341489.7	6798.2
Al (396.152 nm)	≥ 6.0	SBR	14.6	235321.6	15043.9
Ba (493.408 nm)	≥ 60.0	SBR	183.3	8393101.3	45538.3
K (766.491 nm)	≥ 24.0	SBR	31.2	1447045.2	44917.1

Page 3 of 4

เอกสารไม่ควบคุม

Precision Test			Pass
Radial			
Element Wavelength	Specification	Measured Value % RSD	
As (188.980 nm)	≤ 2.60	1.22	
Se (196.026 nm)	≤ 2.60	0.76	
Zn (213.857 nm)	≤ 1.50	0.33	
Pb (220.353 nm)	≤ 2.60	0.86	
Mn (257.610 nm)	≤ 1.50	0.45	
Al (396.152 nm)	≤ 1.50	0.37	
Ba (493.408 nm)	≤ 1.50	0.68	
K (766.491 nm)	≤ 1.50	0.33	
Axial			
Element Wavelength	Specification	Measured Value % RSD	
As (188.980 nm)	≤ 1.50	0.63	
Se (196.026 nm)	≤ 1.50	0.87	
Zn (206.200 nm)	≤ 1.50	0.59	
Zn (213.857 nm)	≤ 1.50	0.46	
Cd (214.439 nm)	≤ 1.50	0.70	
Pb (220.353 nm)	≤ 1.50	0.36	
Mn (257.610 nm)	≤ 1.50	0.95	
Cr (267.716 nm)	≤ 1.50	0.56	
Cu (324.754 nm)	≤ 1.50	0.69	
Al (396.152 nm)	≤ 1.50	0.63	
Ba (493.408 nm)	≤ 1.50	0.86	
K (766.491 nm)	≤ 1.50	1.13	

Page 4 of 4

เอกสารไม่ควบคุม

Report Summary	
Instrument Model	Agilent 5100/5110 VDV ICP-OES
Instrument ID	G8011A/G8015A
Instrument Serial Number	MY18030001
Software Version	7.3.1.9507
Firmware Version	3442
Tested By	Kanyakorn S.
Test Completed On	11/13/2023 11:10:02 AM
Result Summary	
Subsystem Communications Test	Pass
Air Flow Test	Skipped
Water Flow Test	Skipped
Gas Flows Test	Skipped
RF Generator Test	Skipped
Camera Test	Skipped
Optics Test	Pass
Advanced Valve System Test	Skipped
Resolution Test	Pass
Sensitivity Test	Pass
Precision Test	Pass
Subsystem Communications Test	Pass
Optics Test	
	Pass
Intensity	Radial 3522064 Axial 4003312
Wavelength	737.212 737.212

Page 1 of 4

เอกสารไม่ควบคุม

Resolution Test			Pass
Element Wavelength	Specification	Width	
N (174.213 nm)	≤ 9.40	6.92	
As (188.980 nm)	≤ 8.20	6.08	
C (193.027 nm)	≤ 11.50	8.33	
Mo (202.032 nm)	≤ 8.20	6.31	
Cr (206.158 nm)	≤ 13.40	8.98	
Zn (213.857 nm)	≤ 8.70	6.73	
Pb (220.353 nm)	≤ 9.50	7.02	
Co (228.615 nm)	≤ 17.20	11.65	
Ba (230.424 nm)	≤ 9.40	7.38	
Mn (257.610 nm)	≤ 13.30	9.46	
Mn (260.568 nm)	≤ 20.30	14.05	
Cr (267.716 nm)	≤ 11.00	7.92	
Cu (324.754 nm)	≤ 25.00	18.84	
Cu (327.395 nm)	≤ 14.20	11.31	
Sr (338.071 nm)	≤ 33.50	24.18	
Ba (455.403 nm)	≤ 44.00	33.28	
Sr (460.733 nm)	≤ 36.00	17.41	
Ba (493.408 nm)	≤ 36.00	25.43	
Ba (614.171 nm)	≤ 42.00	25.27	
Ar (675.283 nm)	≤ 74.00	56.87	
K (766.491 nm)	≤ 80.00	65.88	

Page 2 of 4

เอกสารไม่ควบคุม

Sensitivity Test						Pass
Radial						
Element Wavelength	Specification	Method	Ratio	Standard	Blank	
As (188.980 nm)	≥ 46.0	SRBR	168.6	1284.6	53.3	
Se (196.026 nm)	≥ 41.0	SRBR	122.4	1256.0	90.7	
Zn (213.857 nm)	≥ 1421.0	SRBR	4700.8	53870.1	130.7	
Pb (220.353 nm)	≥ 46.0	SRBR	236.0	3100.6	155.7	
Mn (257.610 nm)	≥ 3518.0	SRBR	14569.1	318398.1	476.2	
Al (396.152 nm)	≥ 3.4	SBR	11.5	59510.5	4761.6	
Ba (493.408 nm)	≥ 34.0	SBR	170.6	2490835.6	14514.2	
K (766.491 nm)	≥ 1.8	SBR	7.4	117698.7	14024.1	
Axial						
Element Wavelength	Specification	Method	Ratio	Standard	Blank	
As (188.980 nm)	≥ 208.0	SRBR	214.5	2706.2	142.8	
Se (196.026 nm)	≥ 159.0	SRBR	188.0	3262.8	255.9	
Zn (206.200 nm)	≥ 234.0	SRBR	1088.2	12794.8	135.3	
Zn (213.857 nm)	≥ 1743.0	SRBR	7564.2	156883.9	427.8	
Cd (214.439 nm)	≥ 4227.0	SRBR	6647.3	116281.7	304.4	
Pb (220.353 nm)	≥ 320.0	SRBR	519.3	12490.2	530.3	
Mn (257.610 nm)	≥ 10625.0	SRBR	29992.5	1305852.5	1890.2	
Cr (267.716 nm)	≥ 1048.0	SRBR	4366.6	173343.4	1547.9	
Cu (324.754 nm)	≥ 19.0	SBR	46.8	361093.0	7560.5	
Al (396.152 nm)	≥ 6.0	SBR	15.6	274029.5	16496.6	
Ba (493.408 nm)	≥ 60.0	SBR	203.6	9028914.5	44122.1	
K (766.491 nm)	≥ 24.0	SBR	39.7	1701521.4	41771.8	

Page 3 of 4

เอกสารไม่ควบคุม

Precision Test			Pass
Radial			
Element Wavelength	Specification	Measured Value % RSD	
As (188.980 nm)	≤ 2.60	0.85	
Se (196.026 nm)	≤ 2.60	1.26	
Zn (213.857 nm)	≤ 1.50	0.42	
Pb (220.353 nm)	≤ 2.60	0.54	
Mn (257.610 nm)	≤ 1.50	0.60	
Al (396.152 nm)	≤ 1.50	0.47	
Ba (493.408 nm)	≤ 1.50	0.68	
K (766.491 nm)	≤ 1.50	0.50	
Axial			
Element Wavelength	Specification	Measured Value % RSD	
As (188.980 nm)	≤ 1.50	0.42	
Se (196.026 nm)	≤ 1.50	0.66	
Zn (206.200 nm)	≤ 1.50	0.42	
Zn (213.857 nm)	≤ 1.50	0.54	
Cd (214.439 nm)	≤ 1.50	0.42	
Pb (220.353 nm)	≤ 1.50	0.22	
Mn (257.610 nm)	≤ 1.50	0.54	
Cr (267.716 nm)	≤ 1.50	0.49	
Cu (324.754 nm)	≤ 1.50	0.85	
Al (396.152 nm)	≤ 1.50	0.61	
Ba (493.408 nm)	≤ 1.50	0.78	
K (766.491 nm)	≤ 1.50	1.00	

Page 4 of 4

เอกสารไม่ควบคุม

Report Summary		
Instrument Model	Agilent 5100/5110 VDV ICP-OES	
Instrument ID	G8011A/G8015A	
Instrument Serial Number	MY18030001	
Software Version	7.3.1.9507	
Firmware Version	3442	
Tested By	Kanyakorn S.	
Test Completed On	11/13/2023 11:15:43 AM	
Result Summary		
Subsystem Communications Test	Pass	
Air Flow Test	Pass	
Water Flow Test	Pass	
Gas Flows Test	Pass	
RF Generator Test	Pass	
Camera Test	Pass	
Optics Test	Skipped	
Advanced Valve System Test	Skipped	
Resolution Test	Skipped	
Sensitivity Test	Skipped	
Precision Test	Skipped	
Subsystem Communications Test	Pass	
Air Flow Test	Pass	
30% Air Flow (relative speed)	75% Air Flow (relative speed)	
14.00	20.00	
Water Flow Test	Pass	
RF Water Flow(L/min)	Camera Water Flow (L/min)	Water Inlet Temperature (°C)
1.27	0.81	20.37

Page 1 of 2

เอกสารไม่ควบคุม



Gas Flows Test			Pass		
Nebulizer Target Flow	Actual Flow	Back Pressure	Auxiliary Target Flow	Actual Flow	Back Pressure
0.70	0.70	271.62	2.00	2.00	111.13
Makeup Target Flow	Actual Flow	Back Pressure	Plasma Target Flow	Actual Flow	Back Pressure
2.00	2.00	116.00	18.00	17.94	23.11
RF Generator Test			Pass		
RF Power Supply Test		Passed			
RF Power Supply (V)		147.380			
RF Oscillator Test		Passed			
RF Oscillator Frequency (MHz)		25.843			
Work Coil Current (A)		44.410			
RF Power Supply Current (A)		1.999			
Camera Test			Pass		
	Integration Time (ms)	Standard Deviation	Status		
Electronic Offset Test	1000	5.361	Passed		
Dark Current Test	6000	0.779	Passed		
Array Test	5	0.025	Passed		
Linearity Test		0.118	Passed		

Page 2 of 2

เอกสารไม่ควบคุม



TECHNOLOGY PROMOTION ASSOCIATION (THAILAND-JAPAN)  
CORPORATE SERVICES 3: EQUIPMENT CALIBRATION AND TESTING SERVICES  
534/4 PATTANAKARN ROAD SOI 18, SUANLUANG, SUANLUANG BANGKOK 10250  
TEL: 0-2717-3000-29 FAX: 0-2719-9484



Cert. No.: 23TM728  
Page : 1 of 3

## Certificate of Calibration

**Equipment :** Incubator  
**Manufacturer :** Memmert  
**Model :** IPP 260  
**Serial No. :** V616.0066  
**ID No. :** UAE.MIC.032/2559  
**Submitted by :** United Analyst and Engineering Consultant Co.,Ltd.  
3 Soi Udomsuk 41, Sukhumvit Road,  
Bangchak, Phrakhanong,  
Bangkok 10260  
**Location :** Microbiology Laboratory (302)  
**Received Order :** 27 April 2023  
**Calibration Date :** 27 - 28 April 2023  
**Ambient Temperature :** ( 26 ± 10 ) °C  
**Relative Humidity :** ( 50 ± 30 ) %  
**Calibrated by :** Tawatchai Pama  
**Approved by :**   
( ) Pornthippa Tameyakul  
(✓) Malee Butkruea  
( ) Suwit Imjai  
**Issue Date :** 11 May 2023

The Uncertainties are for a confidence probability of approximately 95%

This certificate may not be reproduced other than in full, except with the prior written  
Approval of the head of Corporate Services 3: Equipment Calibration and Testing Services.

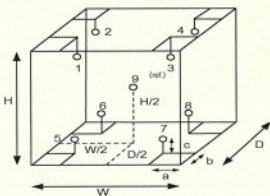
เอกสารไม่ควบคุม



**Equipment :** Incubator  
**Condition As-Received :** Used Item  
**Reference :** 2304-0461OC-6  
**Procedure Used :-**  
Calibration were conducted using calibration procedure CP-OT02 according to direct measurement method with Data Acquisition which connected with Resistance Temperature Detector ( RTD ).  
The temperature scale used was based on ITS-90.  
**Condition of this result of calibration**  
1. Reference standard instrument:-  

Instrument	Model	Serial No.	Cert. No.	Due Date
1 ) Data Acquisition	34972A	MY57013711	22LM93	02 Jul 2023

  
2. This certificate is valid only to the item calibrated on date and place of calibration.  
3. This certification is traceable to the International System of Unit.  
**Result of Calibration :-** ( \* ) Without Adjustment  
**Function of UUC\* :** Temperature Source  
**Fresh air setting :** Close



**Probe Installation Details :**  
a = 10 cm  
b = 10 cm  
c = 10 cm  
**Dimension of Chamber :**  
D = 0.50 m  
W = 0.64 m  
H = 0.80 m  
Capacity = 0.26 m<sup>3</sup>

Environment during calibration		
	Beginning	Finished
Temp. ( °C )	25	22
REL.Humid. ( % )	76	83
AC Supply ( Volt )	231	231

Position :	Ref. Std. ID No.:
1	22-18RTD-2/1
2	18RTD-2/2
3	18RTD-2/3
4	18RTD-2/4
5	18RTD-2/5
6	18RTD-2/6
7	18RTD-2/7
8	18RTD-2/8
9 (ref.)	18RTD-2/9

เอกสารไม่ควบคุม



**Equipment :** Incubator  
**Condition As-Received :** Used Item  
**Reference :** 2304-0461OC-6  
**Result of Calibration :-** ( \* ) Without Adjustment  
**Function of UUC\* :** Temperature Source  
**Fresh air setting :** Close

Calibration Point ( °C )	UUC* Setting ( °C )	UUC* Reading ( °C )	Temperature stability ( ± °C )	Temperature uniformity ( °C )	Overall Variation ( °C )	Coverage Factor k
25.0	25.0	25.0	0.020	0.81	1.2	2
36.0	36.0	36.0	0.15	1.1	1.6	2

Calibration Point ( °C )	Measured Temperature ( °C )									Uncertainty ( ± °C )
	1	2	3	4	5	6	7	8	9 (ref.)	
25.0	25.541	25.354	25.388	25.278	24.341	24.349	24.379	24.455	24.747	0.30
36.0	35.275	35.351	35.768	35.941	36.543	36.590	36.653	36.728	36.232	0.39

**Average\* :** The average of 30 values in each position.  
**Temperature stability :** One-half of the greatest maximum difference of measured temperature at any one sensor.  
**Temperature uniformity :** The maximum difference of measured temperatures at any sensors and the measured temperature at the reference location which are observed at the same time or at as close an observation time as possible to determine the temperature pattern or homogeneity within the chamber under steady-state conditions.  
**Overall Variation :** The Difference of the maximum and minimum measured temperatures throughout observation.  
**UUC\* :** Unit Under Calibration  
**Note :** The reported uncertainty of measurement was included stability and excluded uniformity .  
The reported uncertainty of measurement was based on a standard uncertainty multiplied by a coverage factor k, providing a level of confidence of approximately 95 %.

-0-0-

เอกสารไม่ควบคุม





Cert. No.: 23TM729  
Page : 1 of 3

## Certificate of Calibration

**Equipment :** Incubator  
**Manufacturer :** Memmert  
**Model :** IPP 260  
**Serial No. :** V618.0033  
**ID No. :** UAE.MIC.021/2561  
**Submitted by :** United Analyst and Engineering Consultant Co.,Ltd.  
3 Soi Udomsuk 41, Sukhumvit Road,  
Bangchak, Phrakhanong,  
Bangkok 10260  
**Location :** Microbiology Laboratory (302)  
**Received Order :** 27 April 2023  
**Calibration Date :** 27 April 2023  
**Ambient Temperature :** ( 26 ± 10 ) °C  
**Relative Humidity :** ( 50 ± 30 ) %  
**Calibrated by :** Tawatchai Pama  
**Approved by :**   
( ) Pornthippa Tameyakul  
( ✓ ) Malee Butkruea  
( ) Suwit Imjai  
**Issue Date :** 11 May 2023

The Uncertainties are for a confidence probability of approximately 95%

This certificate may not be reproduced other than in full, except with the prior written  
Approval of the head of Corporate Services 3: Equipment Calibration and Testing Services.

เอกสารไม่ควบคุม



**Equipment :** Incubator  
**Condition As-Received :** Used Item  
**Reference :** 2304-0461OC-7  
**Procedure Used :-**

Calibration were conducted using calibration procedure CP-OT02 according to direct measurement method with Data Acquisition which connected with Resistance Temperature Detector ( RTD ).  
The temperature scale used was based on ITS-90.

### Condition of this result of calibration

1. Reference standard instrument:-

Instrument	Model	Serial No.	Cert. No.	Due Date
1) Data Acquisition	34972A	MY57013711	22LM93	02 Jul 2023

2. This certificate is valid only to the item calibrated on date and place of calibration.

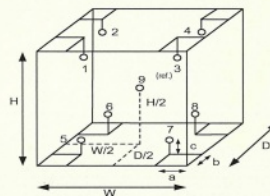
3. This certification is traceable to the International System of Unit.

**Result of Calibration :-** ( \* ) Without Adjustment

**Function of UUC\* :** Temperature Source

**Fresh air setting :** Close

Environment during calibration		
	Beginning	Finished
Temp. ( °C )	20	21
REL.Humid. ( % )	72	77
AC Supply ( Volt )	230	231



### Probe Installation Details :

a = 10 cm  
b = 10 cm  
c = 10 cm

### Dimension of Chamber :

D = 0.50 m  
W = 0.64 m  
H = 0.80 m  
Capacity = 0.26 m<sup>3</sup>

Position :	Ref. Std. ID No.:
1	18-18RTD-01
2	18-18RTD-02
3	18-18RTD-03
4	18-18RTD-04
5	18-18RTD-05
6	18-18RTD-10
7	18-18RTD-07
8	22-18RTD-08
9 (ref.)	18-18RTD-09

เอกสารไม่ควบคุม



**Equipment :** Incubator  
**Condition As-Received :** Used Item  
**Reference :** 2304-0461OC-7  
**Result of Calibration :-** ( \* ) Without Adjustment  
**Function of UUC\* :** Temperature Source  
**Fresh air setting :** Close

Cert. No.: 23TM729  
Page : 3 of 3

Calibration Point ( °C )	UUC* Setting ( °C )	UUC* Reading ( °C )	Temperature stability ( ± °C )	Temperature uniformity ( °C )	Overall Variation ( °C )	Coverage Factor k
22.0	22.0	22.0	0.058	0.11	0.19	2
44.0	44.0	44.0	0.066	0.50	0.87	2

Calibration Point ( °C )	Measured Temperature ( °C )									Uncertainty ( ± °C )
	1	2	3	4	5	6	7	8	9 (ref.)	
22.0	22.009	22.038	21.971	22.005	22.004	22.009	21.941	21.959	22.022	0.30
44.0	44.393	44.447	44.029	44.204	43.899	43.895	43.637	43.923	44.085	0.30

**Average\* :** The average of 30 values in each position.

**Temperature stability :** One-half of the greatest maximum difference of measured temperature at any one sensor.

**Temperature uniformity :** The maximum difference of measured temperatures at any sensors and the measured temperature at the reference location which are observed at the same time or at as close an observation time as possible to determine the temperature pattern or homogeneity within the chamber under steady-state conditions.

**Overall Variation :** The Difference of the maximum and minimum measured temperatures throughout observation.

**UUC\* :** Unit Under Calibration

**Note :** The reported uncertainty of measurement was included stability and excluded uniformity .

The reported uncertainty of measurement was based on a standard uncertainty multiplied by a coverage factor k, providing a level of confidence of approximately 95 %.

-o0o-

เอกสารไม่ควบคุม



Cert. No.: 23TM193  
Page : 1 of 3

## Certificate of Calibration

**Equipment :** Water Bath  
**Manufacturer :** Memmert  
**Model :** WNE 14  
**Serial No. :** L416.0606  
**ID No. :** UAE.MIC.002/2560  
**Submitted by :** United Analyst and Engineering Consultant Co.,Ltd.  
3 Soi Udomsuk 41, Sukhumvit Road,  
Bangchak, Phrakhanong,  
Bangkok 10260  
**Location :** Microbiology Laboratory  
**Received Order :** 15 February 2023  
**Calibration Date :** 15 February 2023  
**Ambient Temperature :** ( 26 ± 10 ) °C  
**Relative Humidity :** ( 50 ± 30 ) %  
**Calibrated by :** Suwit Imjai  
**Approved by :**   
( ) Pornthippa Tameyakul  
( ✓ ) Malee Butkruea  
**Issue Date :** 24 February 2023

The Uncertainties are for a confidence probability of approximately 95%

This certificate may not be reproduced other than in full, except with the prior written  
Approval of the head of Corporate Services 3: Equipment Calibration and Testing Services.

เอกสารไม่ควบคุม





Equipment : Water Bath  
Condition As-Received : Used Item  
Reference : 2302-0295OC-2  
Procedure Used :-

Cert. No.: 23TM193  
Page : 2 of 3

Calibration were conducted using in-house calibration procedure CP-OT04 according to direct measurement method with Data Acquisition which connected with Industrial Platinum Resistance Thermometer ( IPRT ).

The temperature scale used was based on ITS-90.

#### Condition of this result of calibration

1. Reference standard instrument:-

Instrument	Model	Serial No.	Cert. No.	Due Date
1 ) Data Acquisition	34972A	MY59003411	22LM165	26 Nov 2023

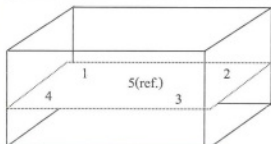
2. This certificate is valid only to the item calibrated on date and place of calibration.

3. This certification is traceable to the International System of Unit.

Result of Calibration :- ( \* ) Without Adjustment

Function of UUC\* : Temperature Source

	Environmental		AC Voltage Supply
	( °C )	( %R.H. )	( Volt )
Beginning of Calibration	22	65	231
Finished of Calibration	23	61	231



Front

Position :	Ref. Std. ID No.:
1	4804539-001
2	4804539-002
3	4804539-003
4	4804539-004
5(ref.)	4804539-005

เอกสารไม่ควบคุม



Equipment : Water Bath  
Condition As-Received : Used Item  
Reference : 2302-0295OC-2

Cert. No.: 23TM193  
Page : 3 of 3

Result of Calibration :- ( \* ) Without Adjustment  
Function of UUC\* : Temperature Source

Calibration point ( °C )	UUC* Setting ( °C )	UUC* Reading ( °C )	Average* Standard Reading ( °C )				
			Position				
			1	2	3	4	5 (ref.)
44.5	44.5	44.5	44.453	44.437	44.428	44.477	44.459

Calibration point ( °C )	Uniformity ( °C )	Stability ( ± °C )	Uncertainty ( ± °C )	Coverage Factor k
44.5	0.079	0.038	0.15	2

Average\* : The average of 30 values in each position.

Uniformity : The maximum difference of measured temperatures at any sensors and the measured temperature at the reference location which are observed at the same time or at as close an observation time as possible to determine the temperature pattern or homogeneity within the chamber under steady-state conditions.

Stability : One-half of the greatest maximum difference of measured temperature at any one probe.

UUC\* : Unit Under Calibration

Note : The reported uncertainty of measurement was included stability and excluded uniformity.

The reported uncertainty of measurement was based on a standard uncertainty multiplied by a coverage factor *k*, providing a level of confidence of approximately 95 %.

-o0o-

เอกสารไม่ควบคุม



TECHNOLOGY PROMOTION ASSOCIATION (THAILAND-JAPAN)  
CORPORATE SERVICES 3: EQUIPMENT CALIBRATION AND TESTING SERVICES  
53/44 PATTANAKARN ROAD SOI 18, SUANLUANG, SUANLUANG BANGKOK 10250  
TEL. 0-2717-3000-29 FAX. 0-2719-9484



Cert. No.: 23TM194  
Page : 1 of 3

## Certificate of Calibration

Equipment : Water Bath  
Manufacturer : Memmert  
Model : WNE 14  
Serial No. : L416.0612  
ID No. : UAE.MIC.003/2560  
Submitted by : United Analyst and Engineering Consultant Co.,Ltd.  
3 Soi Udomsuk 41, Sukhumvit Road,  
Bangchak, Phrakhanong,  
Bangkok 10260  
Location : Microbiology Laboratory  
Received Order : 15 February 2023  
Calibration Date : 15 February 2023  
Ambient Temperature : ( 26 ± 10 ) °C  
Relative Humidity : ( 50 ± 30 ) %  
Calibrated by : Suwit Imjai

Approved by :   
( ) Pornthippa Tameyakul  
( ) Malee Butkruea

Issue Date : 24 February 2023

The Uncertainties are for a confidence probability of approximately 95%

This certificate may not be reproduced other than in full, except with the prior written  
Approval of the head of Corporate Services 3: Equipment Calibration and Testing Services

เอกสารไม่ควบคุม



Equipment : Water Bath  
Condition As-Received : Used Item  
Reference : 2302-0295OC-3  
Procedure Used :-

Cert. No.: 23TM194  
Page : 2 of 3

Calibration were conducted using in-house calibration procedure CP-OT04 according to direct measurement method with Data Acquisition which connected with Industrial Platinum Resistance Thermometer ( IPRT ).

The temperature scale used was based on ITS-90.

#### Condition of this result of calibration

1. Reference standard instrument:-

Instrument	Model	Serial No.	Cert. No.	Due Date
1 ) Data Acquisition	34972A	MY59003411	22LM165	26 Nov 2023

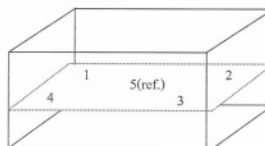
2. This certificate is valid only to the item calibrated on date and place of calibration.

3. This certification is traceable to the International System of Unit.

Result of Calibration :- ( \* ) Without Adjustment

Function of UUC\* : Temperature Source

	Environmental		AC Voltage Supply
	( °C )	( %R.H. )	( Volt )
Beginning of Calibration	22	65	231
Finished of Calibration	22	63	230



Front

Position :	Ref. Std. ID No.:
1	4804539-001
2	4804539-002
3	4804539-003
4	4804539-004
5(ref.)	4804539-005

เอกสารไม่ควบคุม



Equipment : Water Bath  
Condition As-Received : Used Item  
Reference : 2302-0295OC-3  
Result of Calibration :- ( \* ) Without Adjustment  
Function of UUC\* : Temperature Source

Cert. No.: 23TM194  
Page : 3 of 3

Calibration point ( °C )	UUC* Setting ( °C )	UUC* Reading ( °C )	Average* Standard Reading ( °C )				
			Position				
			1	2	3	4	5 (ref.)
44.5	44.5	44.6	44.520	44.509	44.498	44.552	44.530

Calibration point ( °C )	Uniformity ( °C )	Stability ( ± °C )	Uncertainty ( ± °C )	Coverage Factor k
44.5	0.077	0.037	0.15	2

Average\* : The average of 30 values in each position.

Uniformity : The maximum difference of measured temperatures at any sensors and the measured temperature at the reference location which are observed at the same time or at as close an observation time as possible to determine the temperature pattern or homogeneity within the chamber under steady-state conditions.

Stability : One-half of the greatest maximum difference of measured temperature at any one probe.

UUC\* : Unit Under Calibration

Note : The reported uncertainty of measurement was included stability and excluded uniformity.

The reported uncertainty of measurement was based on a standard uncertainty multiplied by a coverage factor  $k$ , providing a level of confidence of approximately 95 %.

-000-

เอกสารไม่ควบคุม



Certificate No.: C01234158

Page: 2 of 3

#### Calibration Results:

##### Before Adjustment

Eccentric Error: Weight to be 1/3 or 1/2 of Maximum capacity, taken from the center of the pan as a zero reference.

Nominal Test Value		Reference Points (g)				
200		A	B	C	D	E
		-	0.000	-0.003	0.000	0.001

Repeatability: Determination of the standard deviation of weighing balance., Readability

0.001 (g)

Nominal test value (g)	Standard Deviation
50	0.0006
500	0.0008

Error of Indication from nominal or conventional mass value., Readability

0.001 (g)

Nominal Value (g)	Conventional Mass (g)	Displayed Value (g)	Error of Indication (g)	Uncertainty (g)	k
1	1.0000	1.000	0.000	0.0013	2.10
5	5.0001	5.000	0.000	0.0013	2.10
10	10.0001	10.001	0.001	0.0013	2.10
20	20.0000	20.000	0.000	0.0013	2.09
50	50.0001	50.000	0.000	0.0013	2.09
100	100.0001	100.001	0.001	0.0013	2.09
200	200.0004	200.002	0.002	0.0014	2.07
300	300.0005	300.002	0.002	0.0015	2.05
400	400.0006	400.004	0.003	0.0016	2.03
500	500.0006	500.008	0.007	0.0019	2.02
600	600.0007	600.009	0.008	0.0021	2.01



## Certificate of Calibration

Equipment: Balance  
Model: PX623  
Serial No. (or ID.): C236754745 (UAE.MIC.055/2565)  
Manufacturer: Ohaus  
Condition: In condition

Certificate No.: C01234158  
Issued Date: 08 December 2023  
Job No.: WO-00011251  
Page: 1 of 3

Customer: United Analyst and Engineering Consultant Co., Ltd.  
3 Soi Udumsuk 41, Sukhumvit Road, Bangchak Sub-District,  
Phrakhanong District, Bangkok, THAILAND 10260

Environment Condition: Temperature 25 °C ± 0.5 °C  
Humidity 54 %RH ± 1.7 %RH

Calibration Place: United Analyst and Engineering Consultant Co., Ltd. (301 Microbiology Room)  
3 Soi Udumsuk 41, Sukhumvit Road, Bangchak Sub-District,  
Phrakhanong District, Bangkok, THAILAND 10260

Calibration By: Mr. Adisai Maknoi

Calibration Date: 07 December 2023

The Method used: In-house method, CAL-WI-47, based on UKAS Lab 14

Traceability: This certificate is traceable to the SI Units maintained by National Institute of Metrology (NIMT), Thailand through DKSH Technology Co., Ltd. Certificate No. C02222534

Adi

(Mr. Adisai Maknoi)

Person in charge

Rungrod

(Mr. Rungrod Jenkitrakulchai)

Authorized signatory

This certificate is issued the units of measurement according to the International System of Units (SI). It provides traceability of measurement to international or national standard or other recognized national standard laboratories.

The measurement uncertainty stated is the expanded uncertainty which is obtained from the standard uncertainty multiplied by the coverage factor ( $k=2$ ) to provide a level of confidence of approximately 95%. It is determined in accordance with the Guide to Expression of Uncertainty in Measurement (GUM). These results may be affected by deviations from specified conditions. The results relate only to the items tested, calibrated or sampled. The report shall not be reproduced except in full without approval of DKSH Technology Limited.

บริษัท เทคโนโลยี เคช จำกัด  
DKSH Technology Limited  
2533 หมู่บ้านสุขุมวิท ถนนสุขุมวิท แขวงคลองตัน เขตคลองเตย กรุงเทพมหานคร 10260  
2533 Sukhumvit Road, Bangchak, Phrakhanong, Bangkok 10260  
Phone: +66 2639 7000 Email: info.calibration@dksh.com Website: www.dksh.com/certification-thailand

Delivering Growth - In Asia and Beyond.

เอกสารไม่ควบคุม

CAL-FM-C01-14: 12 Sep 2022



Certificate No.: C01234158

Page: 3 of 3

##### After Adjustment

Eccentric Error: Weight to be 1/3 or 1/2 of Maximum capacity, taken from the center of the pan as a zero reference.

Nominal Test Value		Reference Points (g)				
200		A	B	C	D	E
		-	0.001	-0.002	-0.002	0.001

Repeatability: Determination of the standard deviation of weighing balance., Readability

0.001 (g)

Nominal test value (g)	Standard Deviation
50	0.0006
500	0.0008

Error of Indication from nominal or conventional mass value., Readability

0.001 (g)

Nominal Value (g)	Conventional Mass (g)	Displayed Value (g)	Error of Indication (g)	Uncertainty (g)	k
1	1.0000	1.000	0.000	0.0013	2.10
5	5.0001	5.000	0.000	0.0013	2.10
10	10.0001	10.000	0.000	0.0013	2.10
20	20.0000	20.000	0.000	0.0013	2.10
50	50.0001	50.000	0.000	0.0013	2.10
100	100.0001	100.000	0.000	0.0014	2.09
200	200.0004	200.000	0.000	0.0014	2.07
300	300.0005	300.001	0.001	0.0015	2.05
400	400.0006	400.002	0.001	0.0017	2.04
500	500.0006	500.001	0.000	0.0019	2.02
600	600.0007	600.002	0.001	0.0021	2.01

The End of Certificate

เอกสารไม่ควบคุม

CAL-FM-C01-14: 12 Sep 2022

เอกสารไม่ควบคุม

CAL-FM-C01-14: 12 Sep 2022



**Statements of conformity:**

This conformity certificate documents the validity of the following statements of conformity based on the measurement results of corresponding calibration certificate:

The error of indication determined during calibration are under given measurement and environmental conditions and considering the expanded measurement uncertainty (coverage probability 95%) within the specification. The given measurement uncertainty already includes other all effects by according to the standard method, UKAS Lab14. Therefore, those parameters have not been assessed separately.

**Tolerance and Decision rules:**

Assessment of the conformity of the measurement device are done based on direct comparison of the relevant measurement results with the tolerances and decision rule are prescribed by the customer.

- Decision rule :** ☐ Choice A Binary Statement for Simple Acceptance Rule ( $w = 0$ ), Specific Risk < 50% PFA.
- ☒ Choice B Non-binary statement with guard band ( $w = 1 U$ ), Pass or Fail Specific Risk < 2.5% PFA and Condition Pass or Condition Fail Specific Risk < 50% PFA.
- ☐ Choice C Customer defined, Customers may define arbitrary multiple of  $r$  to have applied as guard band ( $w = r U$ ).
- : PFA – Probability of False Accept

*Rungrod*

(Mr. Rungrod Jenkitrakulchai)

Authorized signatory

**Statements of conformity:**

**Before Adjustment**

Readability: 0.001 g

Nominal Value g	Error of indication g	Guard band (w) g	Tolerance (±) g	Conformity
1	0.000	0.0013	0.002	Pass
5	0.000	0.0013	0.010	Pass
10	0.001	0.0013	0.020	Pass
20	0.000	0.0013	0.040	Pass
50	0.000	0.0013	0.100	Pass
100	0.001	0.0013	0.200	Pass
200	0.002	0.0014	0.400	Pass
300	0.002	0.0015	0.600	Pass
400	0.003	0.0016	0.800	Pass
500	0.007	0.0019	1.000	Pass
600	0.008	0.0021	1.200	Pass

The validity of the statements of conformity cannot be guaranteed for different places of use, environmental conditions or improper use.

**Statements of conformity:**

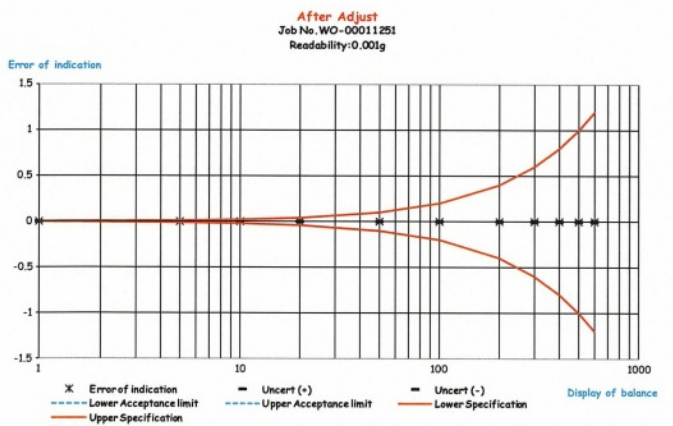
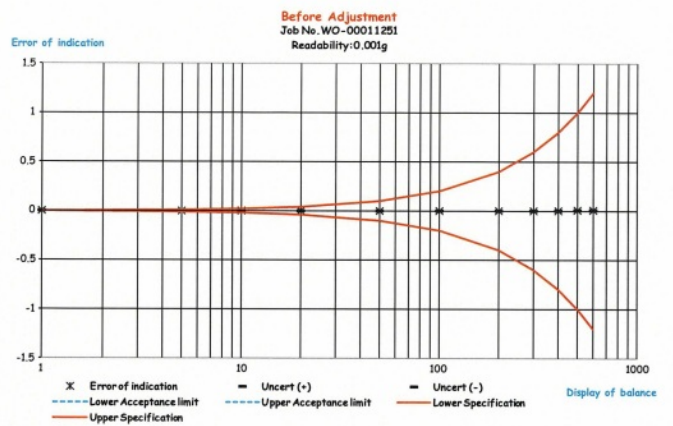
**After Adjustment**

Readability: 0.001 g

Nominal Value g	Error of indication g	Guard band (w) g	Tolerance (±) g	Conformity
1	0.000	0.0013	0.002	Pass
5	0.000	0.0013	0.010	Pass
10	0.000	0.0013	0.020	Pass
20	0.000	0.0013	0.040	Pass
50	0.000	0.0013	0.100	Pass
100	0.000	0.0014	0.200	Pass
200	0.000	0.0014	0.400	Pass
300	0.001	0.0015	0.600	Pass
400	0.001	0.0017	0.800	Pass
500	0.000	0.0019	1.000	Pass
600	0.001	0.0021	1.200	Pass

The validity of the statements of conformity cannot be guaranteed for different places of use, environmental conditions or improper use.

**The End of Statements of conformity**



## ใบตรวจสอบสภาพเครื่องชั่ง

เลขที่ใบงาน: WO-00011251

ชนิดเครื่องมือ: Balance

รุ่น: PX623

หมายเลขเครื่อง: C236754745

ตรวจสอบ (รับ)		รายการตรวจเช็ค	ตรวจสอบ (ส่ง)		หมายเหตุ
07 Dec 2023			07 Dec 2023		
ปกติ	ไม่ปกติ		ปกติ	ไม่ปกติ	
		General			
<input checked="" type="checkbox"/>	<input type="checkbox"/>	1. สายไฟ/Adapter, power supply 220/110V	<input checked="" type="checkbox"/>	<input type="checkbox"/>	
<input checked="" type="checkbox"/>	<input type="checkbox"/>	2. ความสมบูรณ์ชุดกระชกกันลม (Cover)	<input checked="" type="checkbox"/>	<input type="checkbox"/>	
<input checked="" type="checkbox"/>	<input type="checkbox"/>	3. ความสมบูรณ์ชุดของระดับน้ำ	<input checked="" type="checkbox"/>	<input type="checkbox"/>	
<input checked="" type="checkbox"/>	<input type="checkbox"/>	4. การปรับระดับของขาตั้งเครื่อง	<input checked="" type="checkbox"/>	<input type="checkbox"/>	
<input checked="" type="checkbox"/>	<input type="checkbox"/>	5. การตอบสนองของปุ่มกด	<input checked="" type="checkbox"/>	<input type="checkbox"/>	
<input checked="" type="checkbox"/>	<input type="checkbox"/>	6. ความสมบูรณ์ของ Display	<input checked="" type="checkbox"/>	<input type="checkbox"/>	
<input checked="" type="checkbox"/>	<input type="checkbox"/>	7. การแสดงผลของ Display หลังวางน้ำหนัก	<input checked="" type="checkbox"/>	<input type="checkbox"/>	
<input checked="" type="checkbox"/>	<input type="checkbox"/>	8. ชุดรองจานชั่ง (Stopper) / pan support	<input checked="" type="checkbox"/>	<input type="checkbox"/>	
<input checked="" type="checkbox"/>	<input type="checkbox"/>	9. การทำงานของ Function Internal / External	<input checked="" type="checkbox"/>	<input type="checkbox"/>	
<input checked="" type="checkbox"/>	<input type="checkbox"/>	10. ความสะอาดของตัวเครื่องภายนอกและถาด load cell	<input checked="" type="checkbox"/>	<input type="checkbox"/>	
<input checked="" type="checkbox"/>	<input type="checkbox"/>	11. สภาวะแวดล้อม ณ สถานที่ตั้งเครื่อง	<input checked="" type="checkbox"/>	<input type="checkbox"/>	

หมายเหตุเพิ่มเติม/ข้อแนะนำ :

Mr. Adisai Maknoi  
Service Engineer

บริษัท ดีเคเอส อีเซีย จำกัด  
DKSH Technology Limited  
2533 ถนนสุขุมวิท แขวงคลองเตย เขตคลองเตย กรุงเทพมหานคร 10260  
Phone: +66 (0) 2422 8588 Email: info.calibration@dksh.com Website: www.dksh.com/scientific-thailand  
Delivering Growth - in Asia and Beyond.

เอกสารไม่ควบคุม

## Calibration Certificate

Certificate No.: 2304203-001-01  
Client name: UNITED ANALYST AND ENGINEERING CONSULTANT CO., LTD.  
Address: 3 Soi Udomsuk 41, Sukhumvit Road, Bangchack, Prakanong, Bangkok 10260

Page 1 of 3

Equipment: Autoclave  
Manufacturer: ALP  
Model: CL-40L  
Serial No.: 807298  
ID No.: UAE.MIC.019/2560  
Order No.: 2304203  
Operation No.: 2304203-001  
Date of Receipt: 10 August 2023  
Date of Calibration: 10 August 2023

Calibrated by Mr. Worapob Sooktong Scientist  
Approved by (Mr. Pheraphat Tuanjit) Manager, Division of Calibration Laboratory Responsible for the Technical Management Team  
Date of Issue: 15 August 2023

The uncertainties are for a confidence probability of approximately 95 %.  
This Certificate is issued in accordance with the conditions of accreditation granted by the Thai Laboratory Accreditation scheme which has assessed the measurement capability of the laboratory and its traceability to recognized national standards and to the units of measurement realized at the corresponding national standards laboratory. This certificate may not be reproduced other than in full except with the prior written approval of the National Food Institute.

F-CS-009 Revision: 01 Date: 20-04-65

2008 ถนนสุขุมวิท 35 กรุงเทพมหานคร แขวงคลองเตย เขตคลองเตย กรุงเทพมหานคร 10260  
2008 Soi 35, Ayn Amsin Road, Bang Yi Khan Subdistrict, Bang Prakan District, Bangkok 10263 Thailand  
Tel: +66(0) 2422 8588 Fax: +66(0) 2422 8545

เอกสารไม่ควบคุม



## Calibration Report

Certificate No.: 2304203-001-01  
Equipment: Autoclave  
Model: CL-40L Serial No.: 807298  
Resolution: 1 °C ID No.: UAE.MIC.019/2560  
Manufacturer: ALP  
Date of Calibration: 10 August 2023

Page 2 of 3

Location: 301, UNITED ANALYST AND ENGINEERING CONSULTANT CO., LTD.  
Environment Condition: Ambient Temperature ( 28 ± 1 ) °C  
Relative Humidity ( 65 ± 2 ) %  
Line Voltage ( 225 ± 1 ) Volt

### Condition of this results of Calibration:

- This instrument was calibrated by insert 3 standard temperature recorder with RTD into its autoclave and calibration according to W-TE-018 based on BS 2646-1(2021) : Autoclaves for sterilization in laboratories Design, construction, safety and performance Specification.  
- The temperature scale used was based on ITS - 90.  
- All data show below were final values and the initial data may be obtained upon request.

### 2. Reference Standard Instrument :

Instrument	Model	Serial No.	Certificate No.	Due Date	Through
Digital Thermometer with RTD (Data Logger)	HiTemp140-2	S25601	NC-22-11-22-176	9-Nov-23	MADGETECH INC.
	HiTemp140-2	S25602	NC-22-11-22-175	9-Nov-23	MADGETECH INC.
	HiTemp140-2	R54918	TE 660383-01	8-Apr-24	NATIONAL FOOD INSTITUTE

- This certificate is traceable to International System of Units (SI Units).
- This certificate was certified only for the instrument we calibrated.
- This result of calibration was found accurate as shown on date and place of calibration only.
- This standard does not apply to sterilizers or disinfectors used for medical, dental, pharmaceutical.
- Condition of Calibrated item : Good  
UUC Description : Setting program function sterilization : STERILIZE/NORMAL  
Time of sterilization 15 Minute At 121 °C
- Result of Calibration : ☒ Without adjustment  
☐ After adjustment

F-CS-012 Revision: 01 Date: 20-04-65

เอกสารไม่ควบคุม



## Calibration Report

Certificate No.: 2304203-001-01  
Equipment: Autoclave  
Model: CL-40L Serial No.: 807298  
Resolution: 1 °C ID No.: UAE.MIC.019/2560  
Manufacturer: ALP  
Date of Calibration: 10 August 2023

Page 3 of 3

### Calibration point:

121 °C

### Calibration result:

Calibration Condition	Temperature (°C)	Relative Humidity (%)	Line Voltage (Volt)
Min	27.0	63.5	223.3
Max	28.3	67.3	225.9

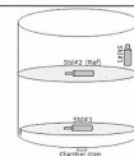


Table1 : Reporting of Temperature

Calibration Point (°C)	Measured Temperature (°C) @ Sensor No. (Sensor No.2 is REF)			Uncertainty ± (°C)
	Std.# 1	Std.# 2 (Ref)	Std.# 3	
121	121.68	121.70	121.66	0.66

Table 2 : Reporting of Characterization Result

UUC* Setting	UUC* Reading				Stability ± (°C)	Uniformity (°C)	Overall Variation (°C)
	Min (°C)	Max (°C)	Average (°C)	MPa			
121	121	121	121	0.10	0.11	0.12	0.23

### Note

- The quoted uncertainty include " Stability " and " Loading effect ( 20% of Uniformity ) "  
UUC\* = Unit Under Calibration  
Stability = One-half of the greatest maximum difference of measured temperatures at any one sensors, for at least half an hour after reaching steady state.  
Uniformity = The maximum difference of measured temperatures at any sensors and the measured temperature at the reference location which are observed at the same time.  
Overall Variation = The difference of the maximum and minimum measured temperatures throughout observation time.  
The report uncertainty of measurement was based on standard uncertainty multiplied by coverage factor k= 2, providing a level of confidence of approximately 95 %.

----- End -----

F-CS-012 Revision: 01 Date: 20-04-65

เอกสารไม่ควบคุม

